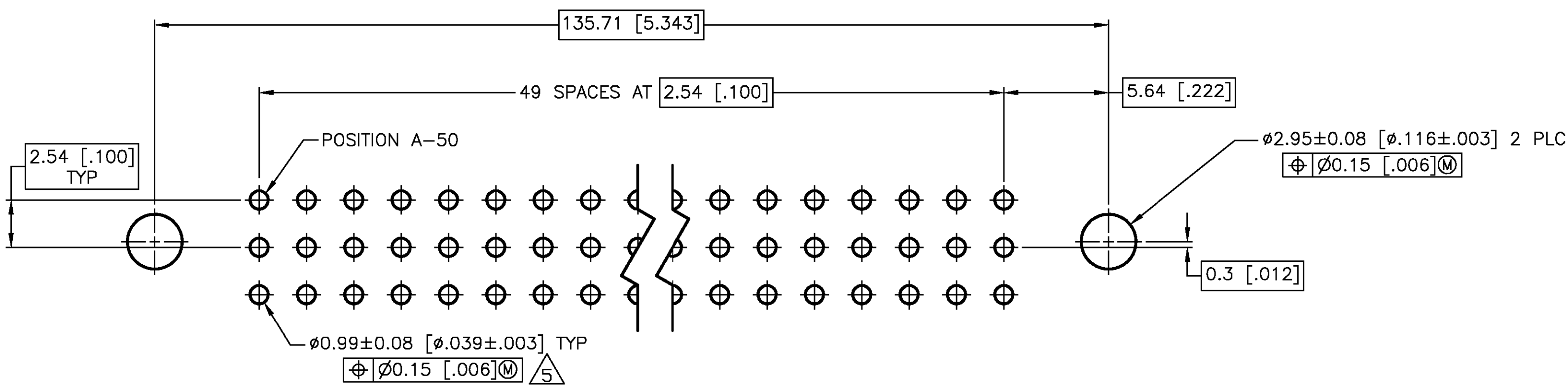
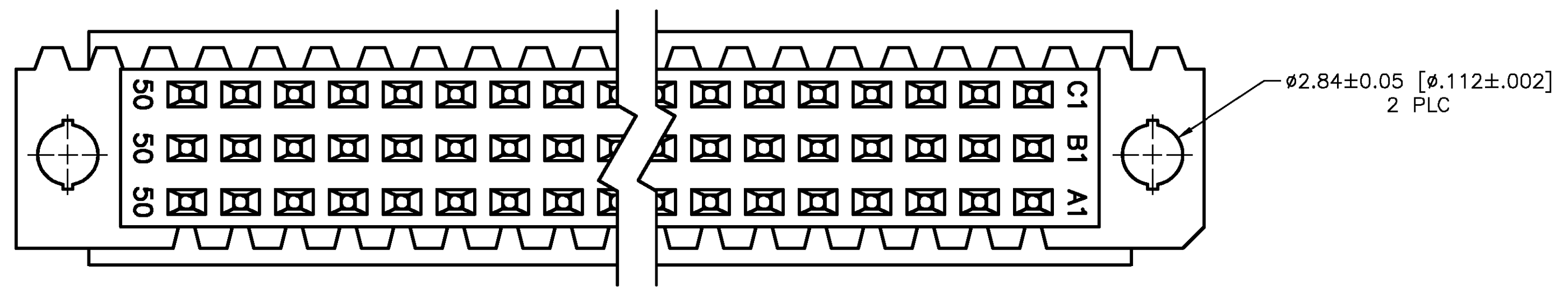
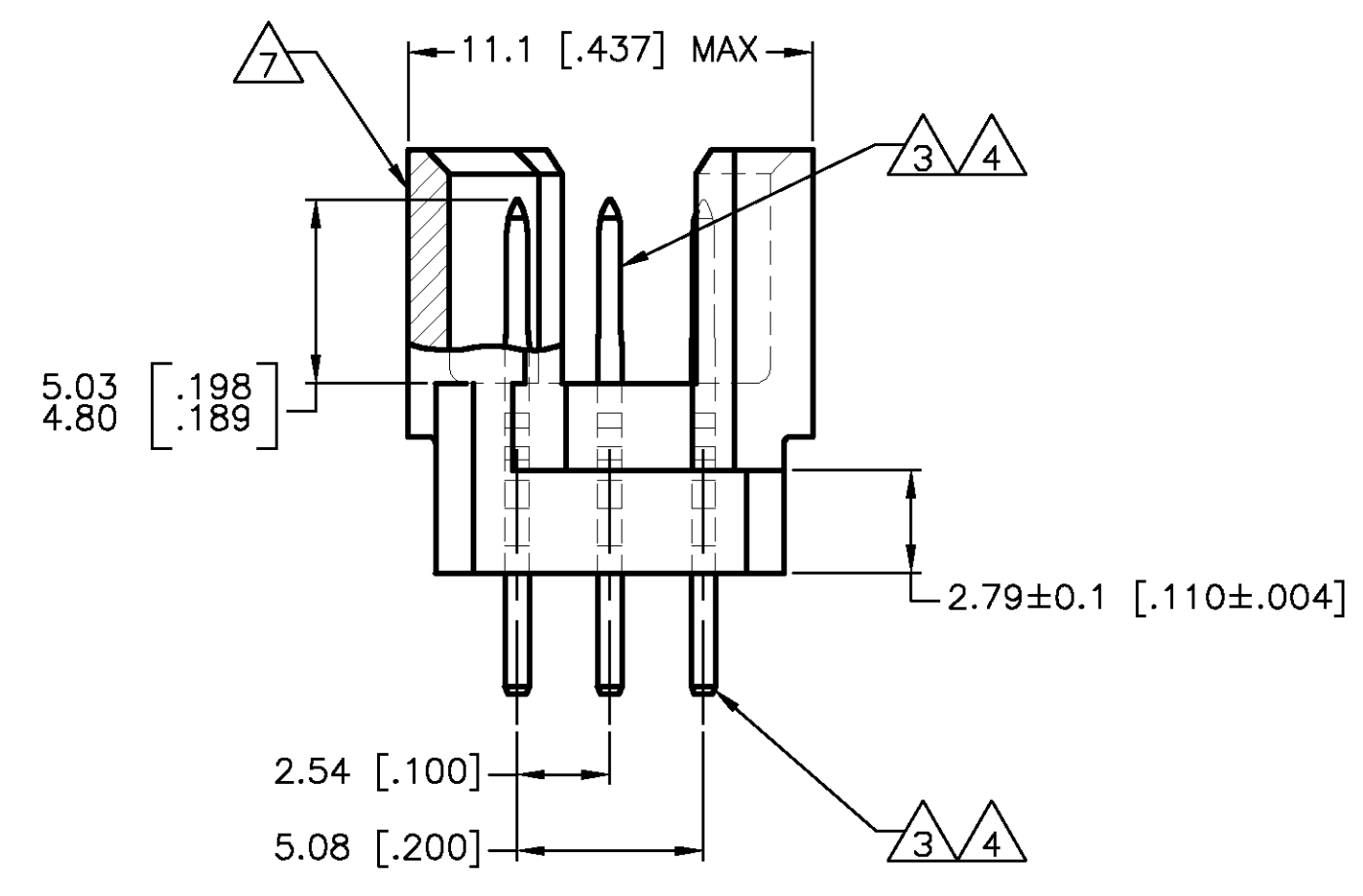
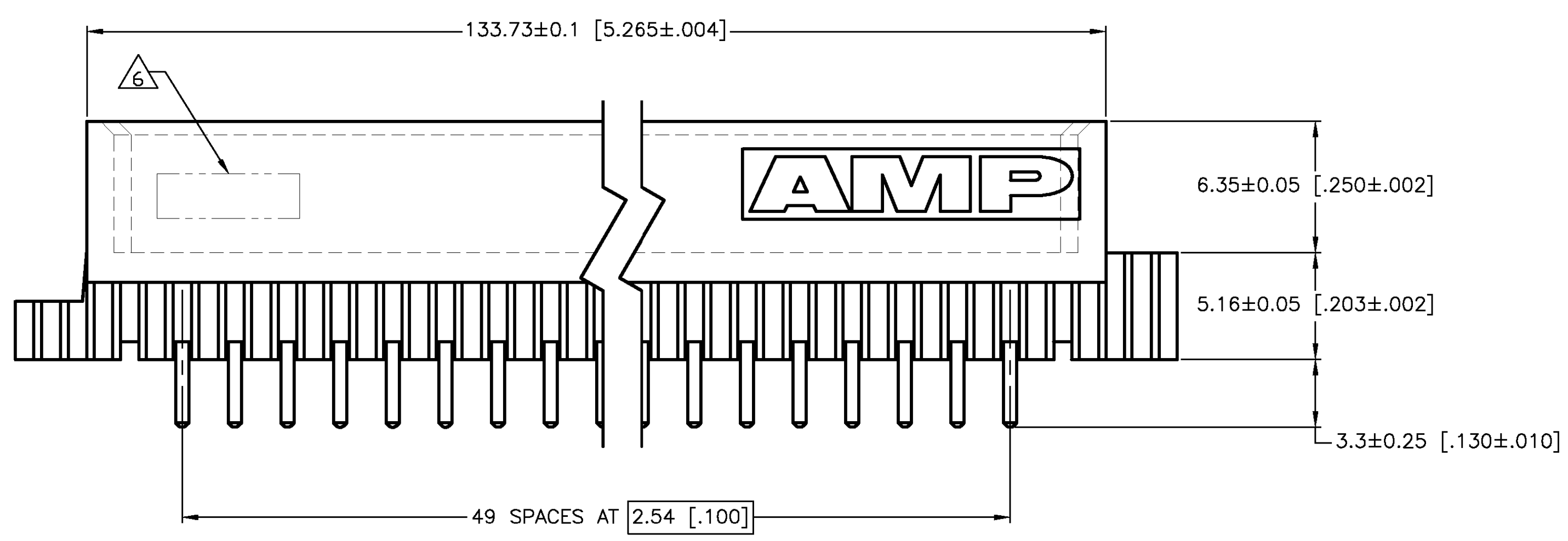


- 1 HOUSING MATERIAL: GLASS-FILLED POLYESTER, GRAY.
- 2 POST MATERIAL: BRASS.
- 3 POST FINISH: DIN 41612 CLASS 3 IN CONTACT AREA. TIN-LEAD PLATE ON POSTS.
- 4 POST FINISH: DIN 41612 CLASS 2 IN CONTACT AREA. TIN-LEAD PLATE ON POSTS.
- 5 RECOMMENDED HOLE SIZE FOR MANUAL APPLICATION OF CONNECTOR ONTO PC BOARD.
- 6 PART NUMBER, DATE CODE MARKED THIS APPROXIMATE AREA.
- 7 MARKING ON THIS SIDE.



PC BOARD LAYOUT

SUPERSEDED BY 650922-5	3	1-50	X	X	X	150	650922-9
	4	1-50	X	X	X	150	650922-5
NOTES	POSITIONS LOADED	C	B	A	NO OF LOADED POSITIONS	ASSY PART NUMBER	

THIS DRAWING IS A CONTROLLED DOCUMENT.		DWG L. BRINER	18MAR91	Tyco Electronics Corporation Harrisburg, PA, 17105-3608	
DIMENSIONS: MM [INCHES]		CHK D.C. RUBENDALL	26MAR91	NAME D.C. RUBENDALL	
TOLERANCES UNLESS OTHERWISE SPECIFIED: 0 PLC ± - 1 PLC ± - 2 PLC ± 0.13 [.005] 3 PLC ± - 4 PLC ± - ANGLES ± -		APPLICATION SPEC		PRODUCT SPEC	
MATERIAL	FINISH	SIZE	QAGE CODE	DRAWING NO	RESTRICTED TO
1 2	3 4	A1	00779	650922	-
CUSTOMER DRAWING		SCALE	5:1	SHEET	1 OF 1