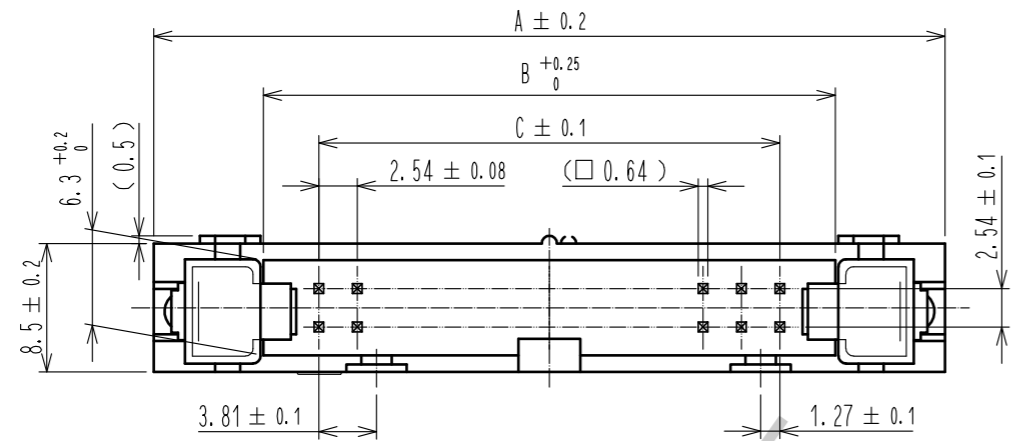
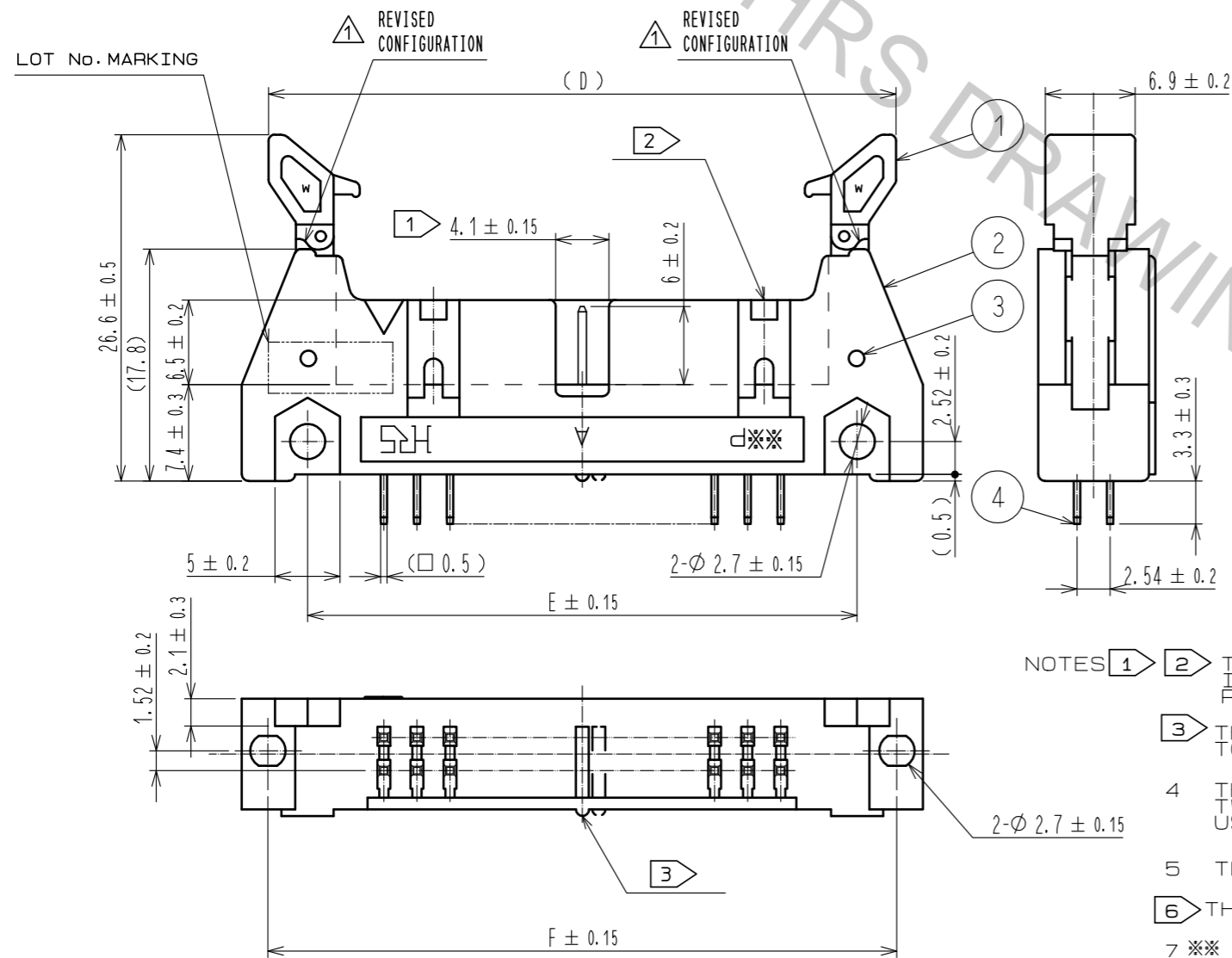
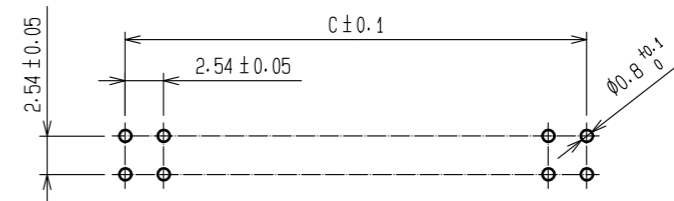


Aug.1.2018 Copyright 2018 HIROSE ELECTRIC CO., LTD. All Rights Reserved.
 In case that the application demands a high level of reliability, such as automotive,
 please contact a company representative for further information.



RECOMENDED PC BOARD HOLE PATTERN
 MATING SIDE



HRS No.	CODE No.	8	A	B	C	D	6	E	F	1	2
HIF3MAW-10PA-2.54DSA	CL610-3600-0-00	10	32.0	17.5	10.16	28.14(51.1)	21.8	27.9	NONE	ONE ON RIGHT SIDE.	
HIF3MDW-10PA-2.54DSA	CL610-3601-3-00	10							NONE	ONE ON RIGHT SIDE.	
HIF3MAW-14PA-2.54DSA	CL610-3602-6-00	14	37.1	22.6	15.24	33.24(56.2)	26.9	33.0	ONE AT CENTER	ONE ON RIGHT SIDE.	
HIF3MAW-16PA-2.54DSA	CL610-3603-9-00	16	39.6	25.1	17.78	35.74(58.7)	29.5	35.5	ONE AT CENTER	ONE ON RIGHT SIDE.	
HIF3MAW-20PA-2.54DSA	CL610-3604-1-00	20	44.7	30.2	22.86	40.84(63.8)	34.5	40.6	ONE AT CENTER	ONE ON RIGHT SIDE.	
HIF3MAW-26PA-2.54DSA	CL610-3605-4-00	26	52.3	37.8	30.48	48.44(71.4)	42.2	48.3	ONE AT CENTER	ONE ON RIGHT SIDE.	
HIF3MAW-30PA-2.54DSA	CL610-3606-7-00	30	57.4	42.9	35.56	53.54(76.5)	47.2	53.3	ONE AT CENTER	ONE ON RIGHT SIDE.	
HIF3MAW-34PA-2.54DSA	CL610-3607-0-00	34	62.5	48.0	40.64	58.64(81.6)	52.3	58.4	ONE AT CENTER	ONE ON RIGHT SIDE.	
HIF3MAW-40PA-2.54DSA	CL610-3608-2-00	40	70.1	55.6	48.26	66.24(89.2)	59.9	66.0	ONE AT CENTER	ONE ON RIGHT SIDE.	
HIF3MAW-50PA-2.54DSA	CL610-3609-5-00	50	82.8	68.3	60.96	78.94(101.9)	72.6	78.7	ONE AT CENTER	ONE ON RIGHT AND LEFT SIDES, RESP.	
HIF3MBW-50PA-2.54DSA	CL610-3610-4-00	50							ONE AT CENTER	ONE ON RIGHT AND LEFT SIDES, RESP.	
HIF3MAW-60PA-2.54DSA	CL610-3611-7-00	60	95.5	81.0	73.66	91.64(114.6)	85.3	91.4	ONE AT CENTER	ONE ON RIGHT AND LEFT SIDES, RESP.	
HIF3MBW-60PA-2.54DSA	CL610-3612-0-00	60							ONE AT CENTER	ONE ON RIGHT AND LEFT SIDES, RESP.	
HIF3MAW-64PA-2.54DSA	CL610-3613-2-00	64	100.6	86.1	78.74	96.74(119.7)	90.4	96.5	ONE AT CENTER	ONE ON RIGHT AND LEFT SIDES, RESP.	
HIF3MBW-64PA-2.54DSA	CL610-3614-5-00	64							ONE AT CENTER	ONE ON RIGHT AND LEFT SIDES, RESP.	

- NOTES
- THE NUMBER OF POLARIZING SLOT AND KEY INSTALLED POSITIONS CHANGES ACCORDING TO PRODUCTS. REFER TO THE LISTS AS SHOWN BELOW.
 - THE SPACER MOVES TO THE RIGHT ACCORDING TO THE NUMBER OF CONTACTS.
 - THE 10, 50, 60 AND 64 CONTACT CONNECTORS CONTAIN TWO TYPES OF POLARIZING SLOTS. USE PRODUCTS, CONFIRMING 1 2
 - THE DIMENSIONS IN PARENTHESES ARE FOR REFERENCE.
 - THE DIMENSIONS IN PARENTHESES SHOWS WHEN THE LOCK OPEN OUT.
 - ** INDICATES THE NUMBER OF CONTACTS.
 - NUMBER OF CONTACTS.

3	STAINLESS		4, 5	BRASS	CONTACT AREA : GOLD0.15 μm min
1, 2	PBT	BLACK UL94V-0			DIP AREA : TIN-PLATING 2 μm min
					UNDER PLATING : NICKEL 2.5 μm min
NO.	MATERIAL	FINISH . REMARKS	NO.	MATERIAL	FINISH . REMARKS
UNITS mm	SCALE FREE	COUNT 3	DESCRIPTION OF REVISIONS	DESIGNED TY. EDAGAWA	CHECKED HT. YAMAGUCHI
			DIS-F-00000157		DATE 15. 03. 10
APPROVED : HS. OKAWA		14. 12. 10		DRAWING NO. EDC3-361543-01	
CHECKED : HS. OKAWA		14. 12. 10		PART NO. HIF3M*W-*PA-2.54DSA	
DESIGNED : TY. EDAGAWA		14. 12. 10		CODE NO. CL610	
DRAWN : TY. EDAGAWA		14. 12. 10			