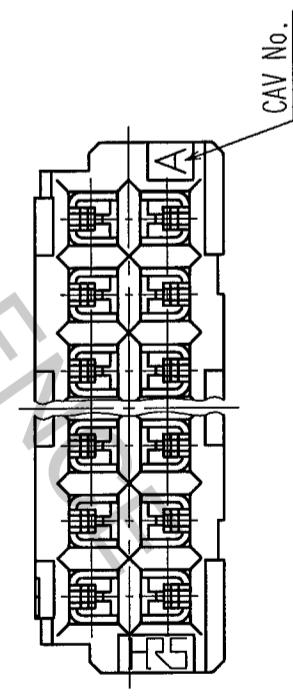
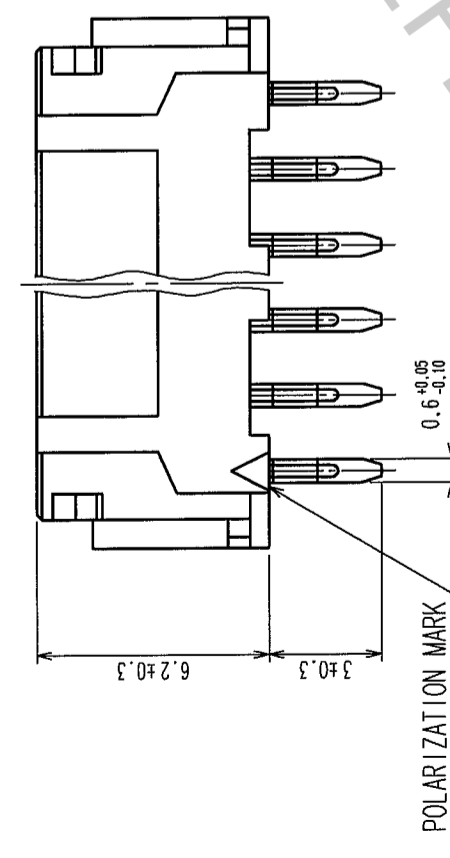
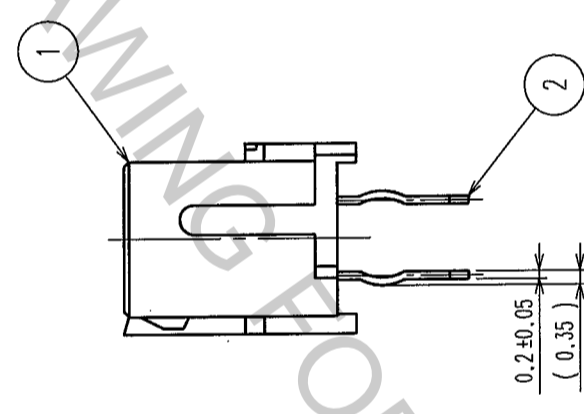
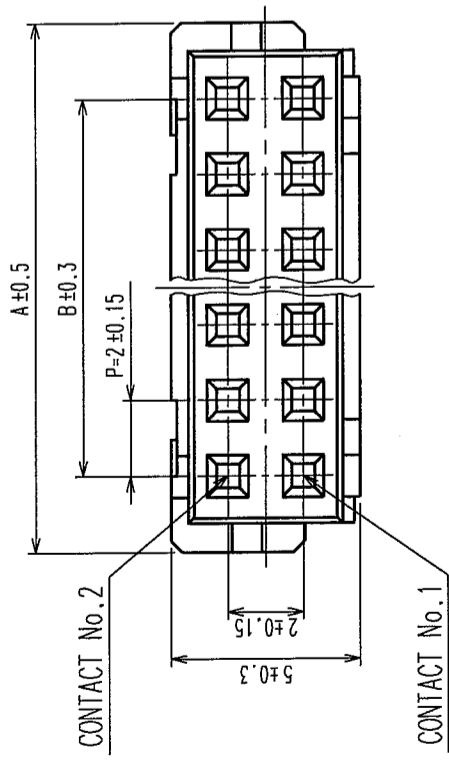


5	6	7	8
COUNT	DESCRIPTION OF REVISIONS	BY	CHKD
△			
△			
△			



CODE No.	PART No.	NUMBER OF CONTACT	A	B
543-0553-9-05	DF11-6DS-2DSA(05)	6	8.0	4.0
543-0554-1-05	DF11-8DS-2DSA(05)	8	10.0	6.0
543-0555-4-05	DF11-10DS-2DSA(05)	10	12.0	8.0
543-0556-7-05	DF11-12DS-2DSA(05)	12	14.0	10.0
543-0557-0-05	DF11-14DS-2DSA(05)	14	16.0	12.0
543-0558-2-05	DF11-16DS-2DSA(05)	16	18.0	14.0
543-0559-5-05	DF11-18DS-2DSA(05)	18	20.0	16.0
543-0560-4-05	DF11-20DS-2DSA(05)	20	22.0	18.0
543-0561-7-05	DF11-22DS-2DSA(05)	22	24.0	20.0
543-0562-0-05	DF11-24DS-2DSA(05)	24	26.0	22.0
543-0563-2-05	DF11-26DS-2DSA(05)	26	28.0	24.0
543-0564-5-05	DF11-28DS-2DSA(05)	28	30.0	26.0
543-0565-8-05	DF11-30DS-2DSA(05)	30	32.0	28.0
543-0566-0-05	DF11-32DS-2DSA(05)	32	34.0	30.0

NOTES 1:RECOMMENDED PC BOARD HOLE DIAMETER $\phi 0.8^{+0.1}_{-0}$
 2:THE DIMENSION OF PROSITY OF KINK $\phi 0.8^{+0.05}_{-0}$

1	POLYAMIDE	UL94V-0, BLACK	2	BRASS	TIN PLATED 2 μ m min
NO.	MATERIAL	FINISH, REMARKS	NO.	MATERIAL	FINISH, REMARKS
CODE NO. (OLD)	DRAWN		DESIGNED	CHECKED	APPROVED
	F. Matsuki '04.03.30		H. Umemura '04.03.30	J. Chua '04.03.31	
DRAWING NO. EDC3-162401-01			PART NO. DF11-*DS-2DSA(05)		
SCALE 5 : 1	UNITS mm		CODE NO. CL543-		
HIROSE ELECTRIC CO., LTD			1/1		

TO