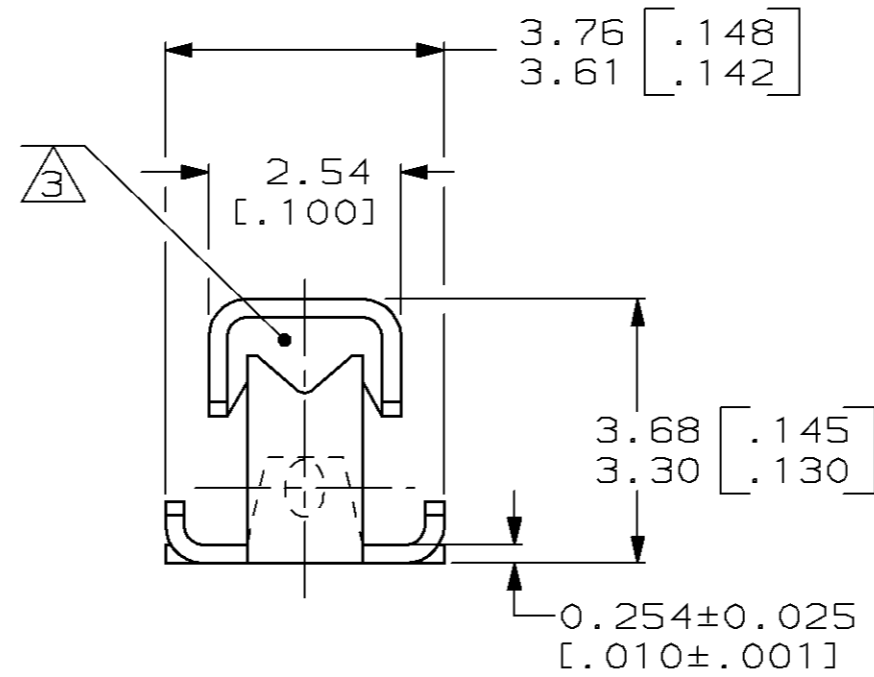
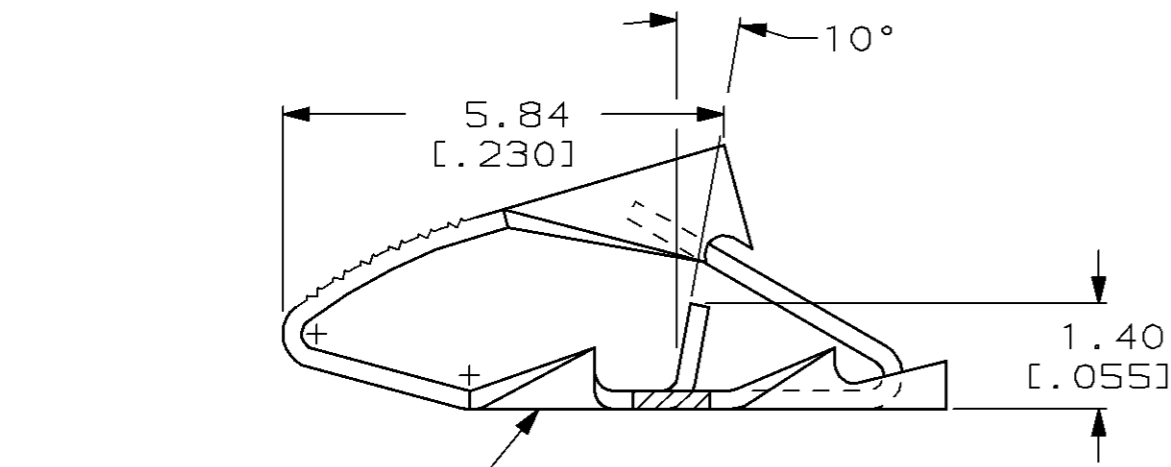
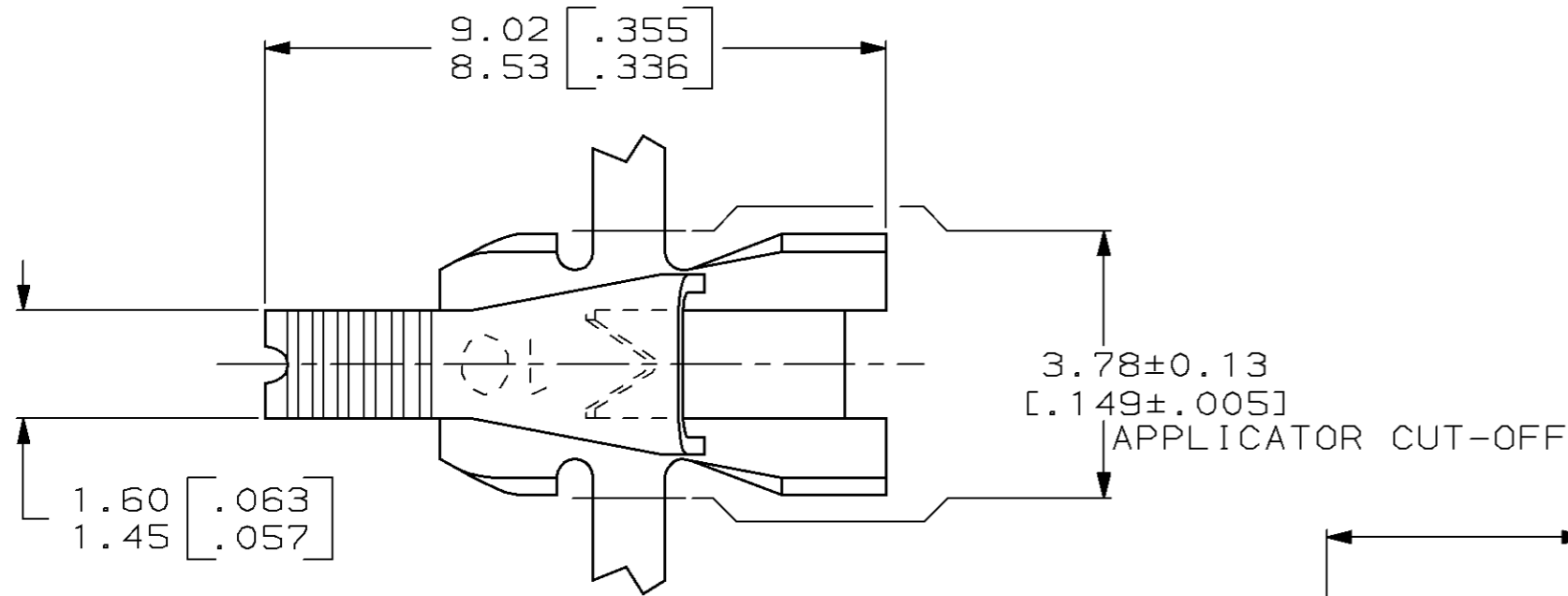


THIS DRAWING IS UNPUBLISHED. RELEASED FOR PUBLICATION, 19 .
 © COPYRIGHT 19 BY AMP INCORPORATED. ALL INTERNATIONAL RIGHTS RESERVED.

LOC	DIST	P	F	REVISIONS				
				ZONE	LTR	DESCRIPTION	DATE	APPD
AF	50				M	REVISE PER ECN 0G1A-0178-98	06AUG98	SU/KR



- 1 CONTINUOUS STRIP ON REELS WITH TERMINALS LOCATED ON 6.10 [.240] CENTERS.
- 2 IDENTIFICATION NUMBER (10) FOR MAGNET WIRE RANGE.
- 3 SOLID OR FUSED STRANDED LEAD WIRE 0.3-0.9mm² [#22-#18] AWG.



0.05-0.13mm [#44-#36] AWG		62780-1	
COPPER MAGNET WIRE RANGE		PART NUMBER	
DO NOT SCALE PRINT. UNLESS SPECIFIED DIMENSIONS IN mm [INCHES] TOLERANCES ON: 2 PLC DEC ± - 3 PLC DEC ± 0.25 [.010] ANGLES ± -		AMP AMP INCORPORATED Harrisburg, Pa. 17105	
DR 9/27/89 MICHAEL S. FEHER		NAME TERMINAL, POKE-IN, MINI MAG-MATE™	
CHK 10/12/89 JEFF R. RUTH			
MATERIAL H02 HARD BRASS		SIZE B	
FINISH 0.002032 [.000080] MIN TIN PER MIL-T-10727		CAGE CODE 00779	
DR 10/12/89 NELSON E. NEFF		DRAWING NO 62780	
APPD 10/12/89 TERRY L. SHUTTER		SCALE 10:1	
PRODUCT SPEC -		SHEET 1 OF 1	
APPLICATION SPEC 114-2047			
WEIGHT -			