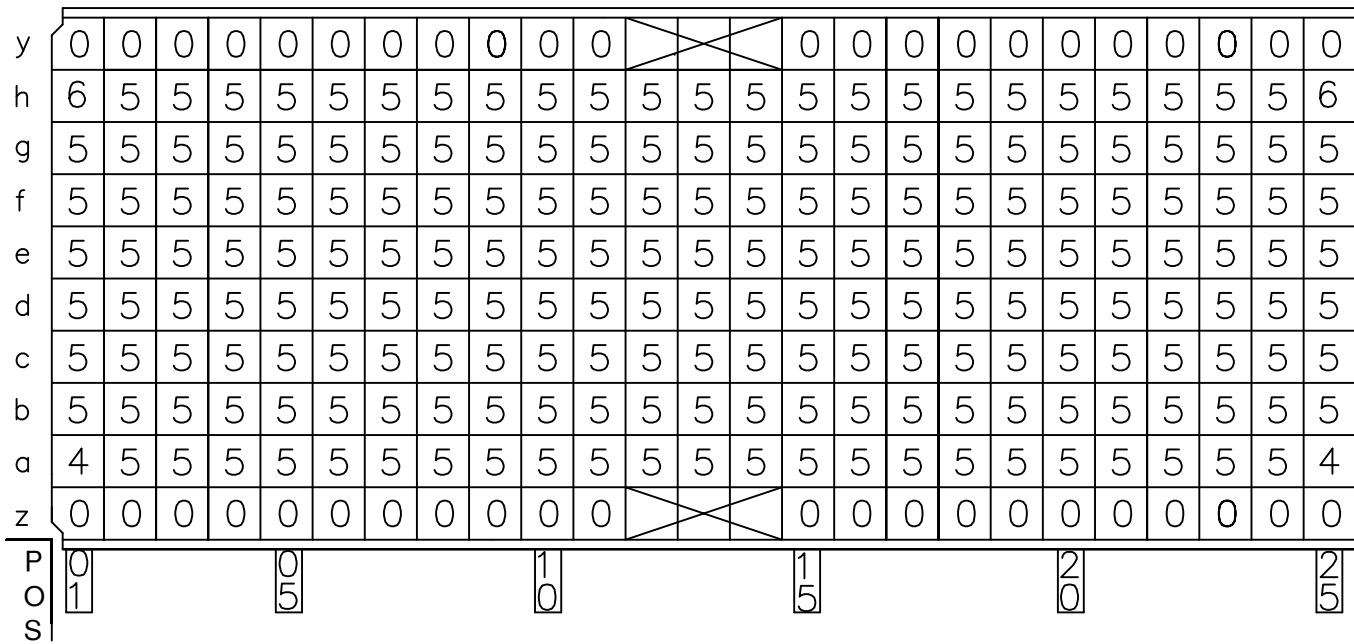
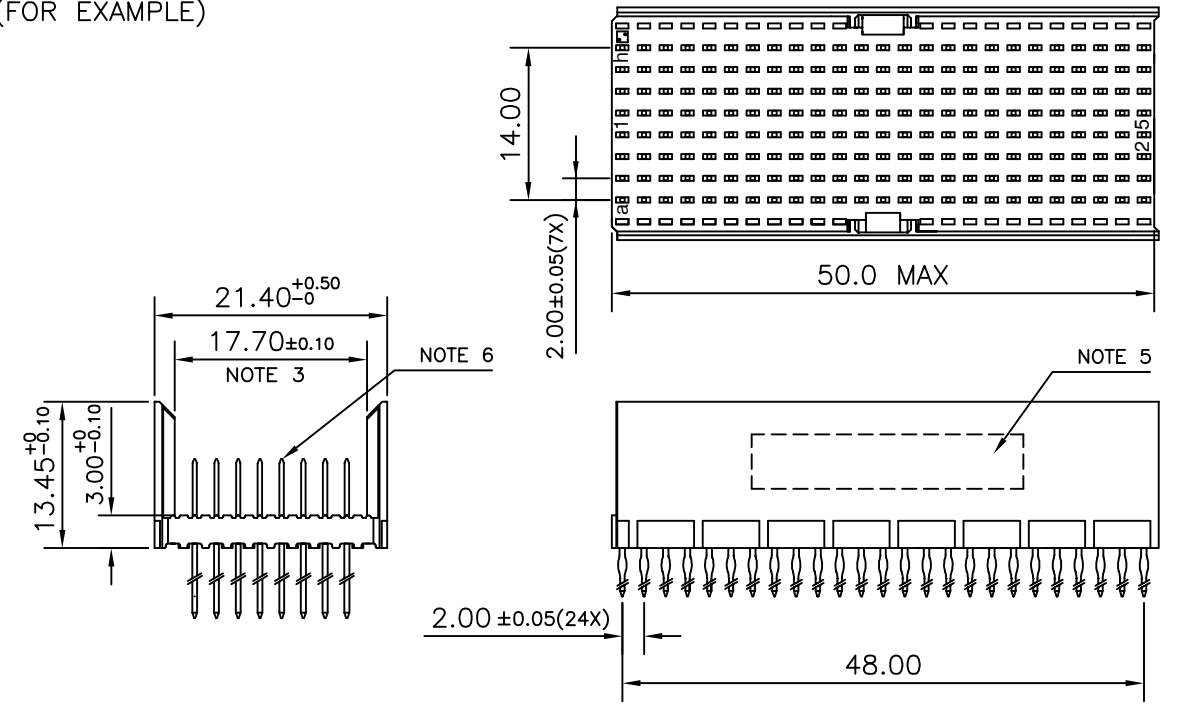


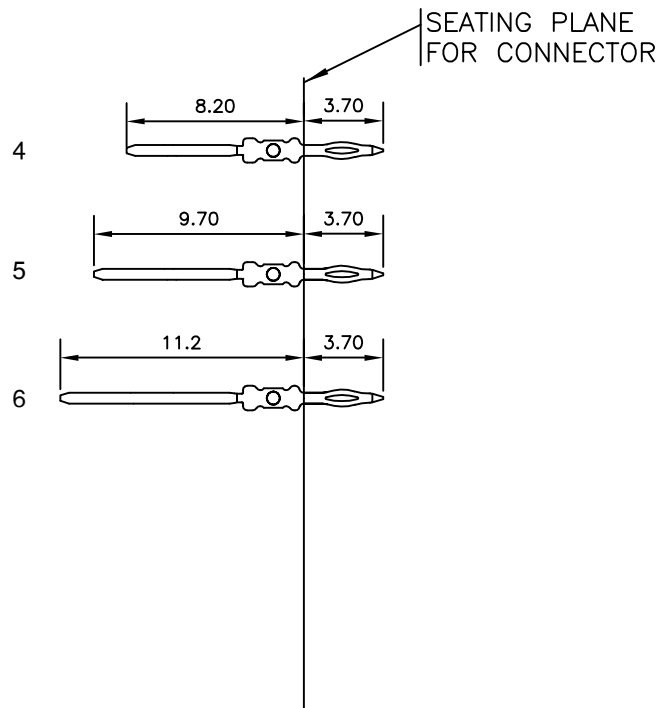
LOADING PATTERN MATING SIDE



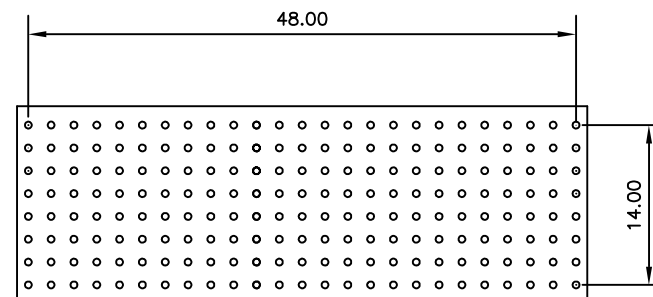
LOADED CONNECTOR ASSEMBLY
(FOR EXAMPLE)



CONTACT OVERVIEW



LAY-OUT P.C.B.-HOLE



HM2P95PDH1M0 LEAD FREE INDICATOR : LF = LEAD FREE (DIGIT 15 & 16)
PLATING CODE (DIGIT 13 AND 14)
(REF DRW NO. BS,C , 201844 , 003)

NOTES

1. THIS PRODUCT IS CSA APPROVED.
2. THIS PRODUCT IS UL RECOGNIZED.
3. MEASURED AT THE BOTTOM.
4. MATERIAL CONTACT: PHOSPHORBRONZE
HOUSING: CREAM WHITE GLASS FILLED POLYESTER UL-94V0
5. CONNECTOR PRINTED WITH P/N AND DATE CODE.
6. FOR ACTUAL CONTACT LOADINGS, SEE LOADING PATTERN MATING SIDE.
7. SHAPE OF CONNECTOR HOUSING CAN ALTER DEPENDING ON PRODUCTION LOCATION
8. THE PRODUCT (LF) MEETS EUROPEAN UNION DIRECTIVES AND OTHER COUNTRY REGULATIONS AS DESCRIBED IN GS-22-008
9. FOR RECOMMENDED PTH DIMENSIONS REFER DRAWING : BS, A , 201572 , 001
CATALOG NO: HM2P95PDH1M0----

mat'l. code SEE NOTE 4			surface ISO 1302 ✓		tolerance ISO 406 ISO 1101		projection MM		product family MILLIPACS			
litr			ecn no		dr		date		tolerances unless otherwise specified		title	
A			I04-0103		MINI		2004/11/13		angles		MPACS 8+2R STR HDR PF CONN TYPE DE	
B			I05-0190		MINI		2005/10/14		linear			
C			I06-0090		MINI		2006/06/29		0°±1°			
									dr		MINI K VANDANATH 2004/11/13	
									enr		BIJU K PAUL 2004/11/13	
									chr		BIJU K PAUL 2006/06/29	
									appd		BIJU K PAUL 2006/06/29	
sheet index			revision sheet		C		1				sheet 1 of 1 size A3	
											type Product Customer Drawing	