

## GMSTBV 2,5/ 9-G-7,62


Order No.: 1766631

The figure shows a 10-position version of the product

<http://eshop.phoenixcontact.de/phoenix/treeViewClick.do?UID=1766631>

Header, Nominal current: 12 A, Rated voltage (III/2): 630 V, Number of positions: 9, Pitch: 7.62 mm, Color: green, Metal surface: Sn, Assembly: Soldering

### Commercial data

GTIN (EAN)	 4 017918 032654
sales group	E112
Pack	50 pcs.
Customs tariff	85366990
Catalog page information	Page 276 (CC-2009)

### Product notes

WEEE/RoHS-compliant since:  
01/01/2003



<http://www.download.phoenixcontact.com>  
Please note that the data given here has been taken from the online catalog. For comprehensive information and data, please refer to the user documentation. The General Terms and Conditions of Use apply to Internet downloads.

### Technical data

#### Dimensions / positions

Length	8.6 mm
Pitch	7.62 mm
Dimension a	60.96 mm
Number of positions	9

Pin dimensions	1 x 1 mm
Hole diameter	1.4 mm

#### Technical data

Range of articles	GMSTBV 2,5/..-G
Insulating material group	I
Rated surge voltage (III/3)	6 kV
Rated surge voltage (III/2)	6 kV
Rated surge voltage (II/2)	6 kV
Rated voltage (III/2)	630 V
Rated voltage (II/2)	630 V
Connection in acc. with standard	EN-VDE
Nominal current $I_N$	12 A
Nominal voltage $U_N$	400 V
Maximum load current	12 A
Insulating material	PA
Inflammability class acc. to UL 94	V0
Nominal voltage, UL/CUL Use Group B	250 V
Nominal current, UL/CUL Use Group B	12 A
Nominal voltage, UL/CUL Use Group D	300 V
Nominal current, UL/CUL Use Group D	10 A

#### Certificates / Approvals



Certification

CB, CSA, CUL, GOST, UL, VDE-PZI

#### Accessories

Item	Designation	Description
<b>Assembly</b>		
1759981	MSTB-BF	Mounting flange, for fixing both ends of the header onto the PCB, green insulating material, with M 2 x 14 screws and nuts.
1755477	MSTB-BL	Keying cap, for forming sections, plugs onto header pin, green insulating material

**Marking**

0804549	SK 7,62/3,8:FORTL.ZAHLEN	Marker card, printed horizontally, self-adhesive, 10-section marker strip, 12 identical decades marked 1-10, 11-20 etc. up to 91-99, sufficient for 120 terminal blocks
---------	--------------------------	---

**Plug/Adapter**

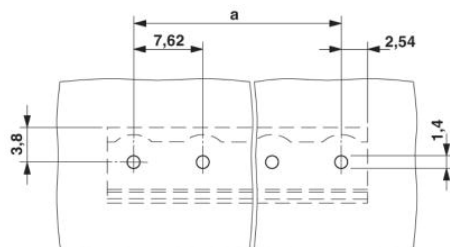
1734401	CR-MSTB	Coding section, inserted into the recess in the header or the inverted plug, red insulating material
---------	---------	--

**Additional products**

Item	Designation	Description
<b>General</b>		
1806180	FRONT-GMSTB 2,5/ 9-ST-7,62	Plug component, Nominal current: 12 A, Rated voltage (III/2): 630 V, Number of positions: 9, Pitch: 7.62 mm, Color: green, Metal surface: Sn
1828744	GIC 2,5/ 9-G-7,62	Header, Nominal current: 12 A, Rated voltage (III/2): 630 V, Number of positions: 9, Pitch: 7.62 mm, Color: green, Metal surface: Sn, Assembly: Soldering
1828980	GICV 2,5/ 9-G-7,62	Header, Nominal current: 12 A, Rated voltage (III/2): 630 V, Number of positions: 9, Pitch: 7.62 mm, Color: green, Metal surface: Sn, Assembly: Soldering
1767070	GMSTB 2,5/ 9-ST-7,62	Plug component, Nominal current: 12 A, Rated voltage (III/2): 630 V, Number of positions: 9, Pitch: 7.62 mm, Color: green, Metal surface: Sn
1832594	GMVSTBR 2,5/ 9-ST-7,62	Plug component, Nominal current: 12 A, Rated voltage (III/2): 630 V, Number of positions: 9, Pitch: 7.62 mm, Color: green, Metal surface: Sn
1832484	GMVSTBW 2,5/ 9-ST-7,62	Plug component, Nominal current: 12 A, Rated voltage (III/2): 630 V, Number of positions: 9, Pitch: 7.62 mm, Color: green, Metal surface: Sn

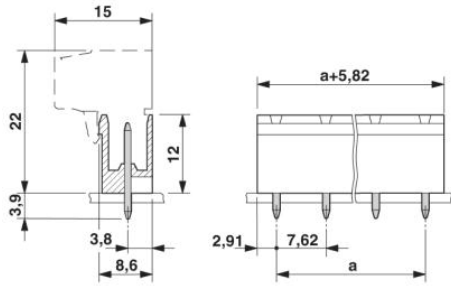
**Diagrams/Drawings**

Drilling plan/solder pad geometry



Dimensioned drawing

---



**Address**

PHOENIX CONTACT Deutschland GmbH  
Flachmarktstr. 8  
32825 Blomberg, Germany  
Phone +49 5235 3 12000  
Fax +49 5235 3 41200  
<http://www.phoenixcontact.de>



© 2010 Phoenix Contact  
Technical modifications reserved;