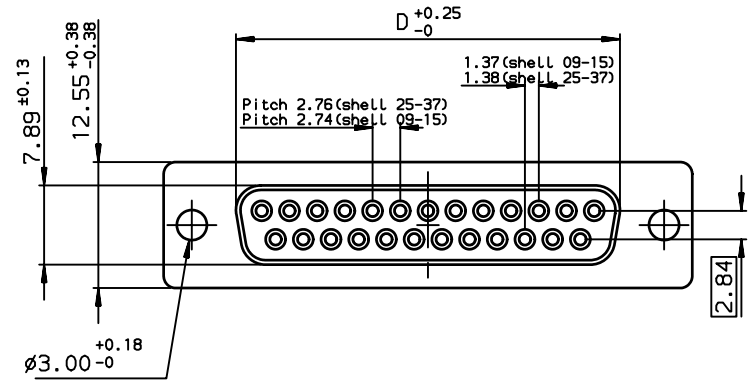
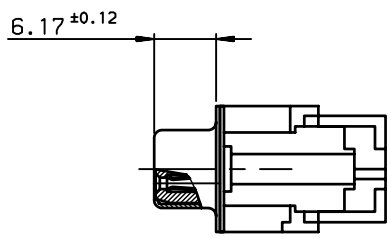
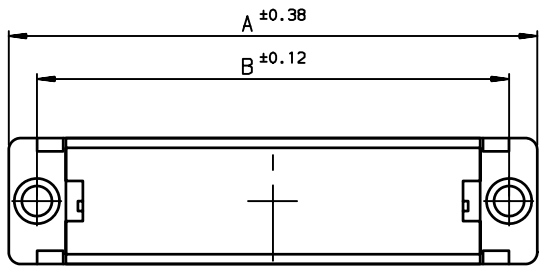



1 2 3 4

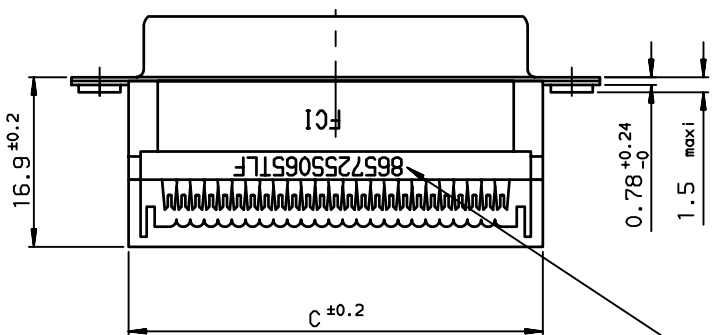
A



B



METAL STRAIN RELIEF



SEE NOTE

MARKING

- Complete reference+FCI for shells 15-25-37
- Partial reference+FCI for shells 9: 865709S065LF with or without accessories

SHELL	A±0.38	B±0.12	C±0.20	D±0.25	PART NUMBER
09	30.81	24.99	19.27	16.21	865709S065TLF
15	39.14	33.32	27.50	24.54	865715S065TLF
25	53.03	47.04	41.27	38.25	865725S065TLF
37	69.32	63.50	57.70	54.71	865737S065TLF

NOTE:RoHS INFORMATIONS

- The "LF" product meets European union Directives and other country regulations as described in G5-22-008.
- The product is not intended to be exposed to a manufacturing solder process.
- Packaging spec: see G5-14-920.

ELECTRICAL DATA

- Max current rating per contacts: 1.5A
- Contact resistance <10ma
- Insulation resistance >5000Ma
- TEST VOLTAGE contact/contact >1000V
- Finish on contact area:gold over nickel
- Finish on terminaison end : bright pure tin over nickel

ENVIRONMENTAL DATA

- Climatic category -55° C/125° C/21j
- Corrosion salt spray:24h

rev	ecn no	dr	date
A	LS06-0022	MPE	2006/03/11
B	LS06-0095	LGO	2006/06/28
C	LS07-0041	MPE	2007/02/12
D	LS07-0162	MPE	2007/06/12
-	-	-	-
-	-	-	-
-	-	-	-

www.fciconnect.com		surface ISO 1302 ✓	tolerance std ISO 406 ISO 1101	projection	mm
TOLERANCES UNLESS OTHERWISE SPECIFIED					
Dr	M. PESSON	2006/03/11	ANGULAR	0.X ±0.1	size A3
Eng	M. PESSON	2006/03/11	LINEAR	0.XX ±0.1	Scale 2
Chr	LEGARRE	2006/03/11	0.XX' ±2'	0.XXX ±0.1	ECN LS07-0162
Appr	LEGARRE	2006/03/11	Product family	D-SUB	Spec ref -
FCI			title FEMALE IDC CONNECTOR FOR FLAT CABLE		Rev. D
catalog no			dwg no C01-8657-0610		sheet 1 of 1

European Views

Copyright FCI. FCI

2

3

4