


# TGHM Series

## 300 Watt SOT-227 Quick-Connect High-Power Resistors



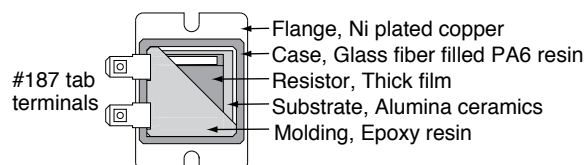
### FEATURES

- Up to 300 watts of power dissipation with proper heatsinking at 25°C flange temperature
- #187 quick connect tab terminals provide easy connection to resistor
- Higher density packing, vibration-proof, TGHM is a high density design providing a low profile with 2000 volt withstanding voltage
- Vibration proof design passing IEC 60068-2-6
- Applications include harmonic filter, snubber resistors, surge protection, breeder resistor, dummy load, gate resistor, dumping resistor for automotive electronics, power supplies, pulse generators, high frequency amplifiers, theater audio equipment and power electronics

### PERFORMANCE DATA

<b>Rating Power</b>	300 Watts	At flange temperature -55°C to +25°C
<b>Thermal Resistance</b>	0.23 °C/W	From resistor to flange
<b>Resistance Range</b>	0.1Ω to 1MΩ	Lowest 0.1Ω is available, 0.1Ω-1MΩ
<b>Resistance values</b>	E24+	Modified E24, additionally, 2.0 and 5.0.
<b>TCR</b>	±100ppm/K (A)	For -55°C to +175°C
<b>Tolerance</b>	±5% (J)	
<b>Operation Temp.</b>	-55°C to +175°C	At flange element surface
<b>Max. Applied Voltage</b>	$E = \sqrt{P \cdot R}$ or 1000V	
<b>Withstanding Voltage</b>	2000 VAC	60 seconds between terminals and flange. Leak current below 0.5mA
<b>Load Life</b>	$\Delta R \pm 1.0\%$	Continuous power 1000 hours.
<b>Humidity</b>	$\Delta R \pm 1.0\%$	60°C, 90 to 95%RH, DC0.1W, 1000 hours.
<b>Temperature Cycle</b>	$\Delta R \pm 1.0\%$	-55°C 30 min., +155°C 30min., 5 cycles.
<b>Insulation Resistance</b>	Over 1000MΩ	Between terminals and flange.
<b>Vibration</b>	$\Delta R \pm 0.5\%$	IEC60068-2-6, displacement 0.75mm or acceleration 100m/sec <sup>2</sup> , 10Hz-54Hz sweep, 10 cycles X-Y-Z direction.
<b>Flammability</b>	UL94V-0	For resistor body
<b>Weight</b>	24 grams	
<b>Torque, Mounting</b>	1.6Nm max, 1.0Nm recommended	

### CONSTRUCTION



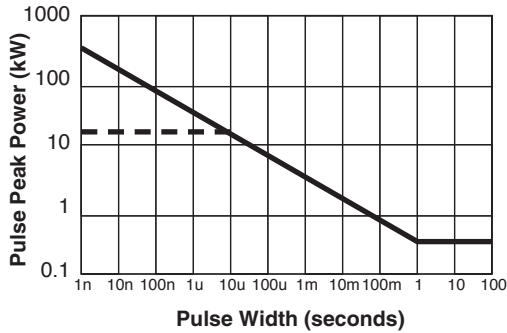
(continued)

# TGHM Series

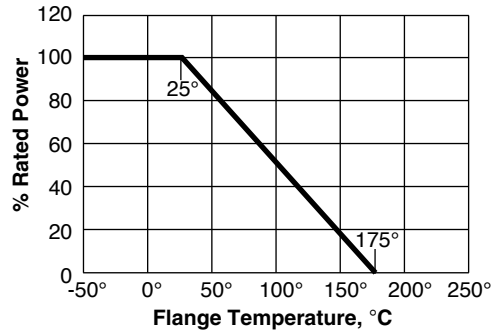
## 300 Watt SOT-227 Quick-Connect High-Power Resistors

### CHARACTERISTICS

#### Derating



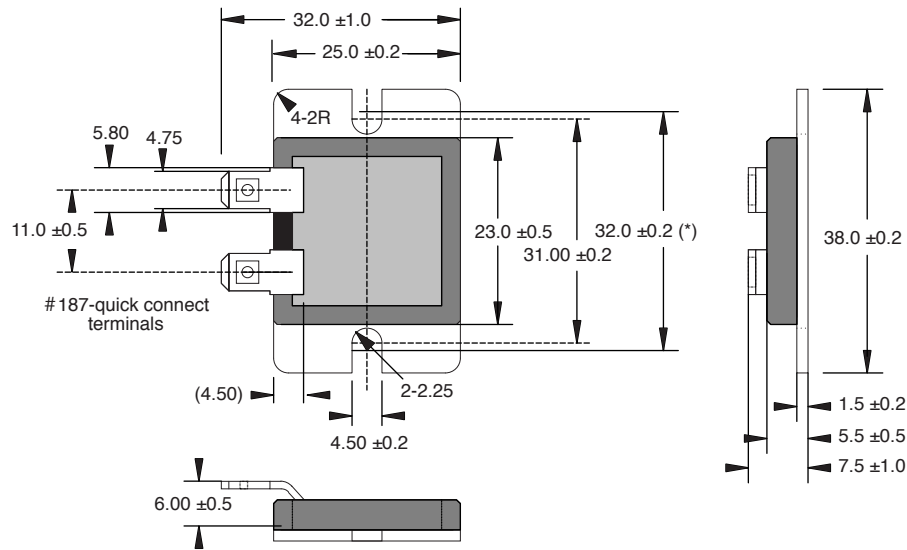
#### Pulse Durability



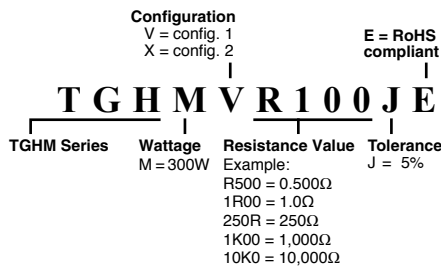
Limitation obtained by actual test with 0.01 duty continuous pulse repetition for TGHMV10R0JE, four times safety factor was considered. Please note this is not a specification, this is a typical data.

### DIMENSIONS

(mm)



### ORDERING INFORMATION



#### Standard Part Numbers

TGHMVR100JE	TGHMV50R0JE
TGHMVR200JE	TGHMV100RJE
TGHMVR500JE	TGHMV500RJE
TGHMV1R00JE	TGHMV1K00JE
TGHMV5R00JE	TGHMV2K50JE
TGHMV10R0JE	TGHMV5K00JE
TGHMV25R0JE	TGHMV10K0JE
TGHMV33R0JE	