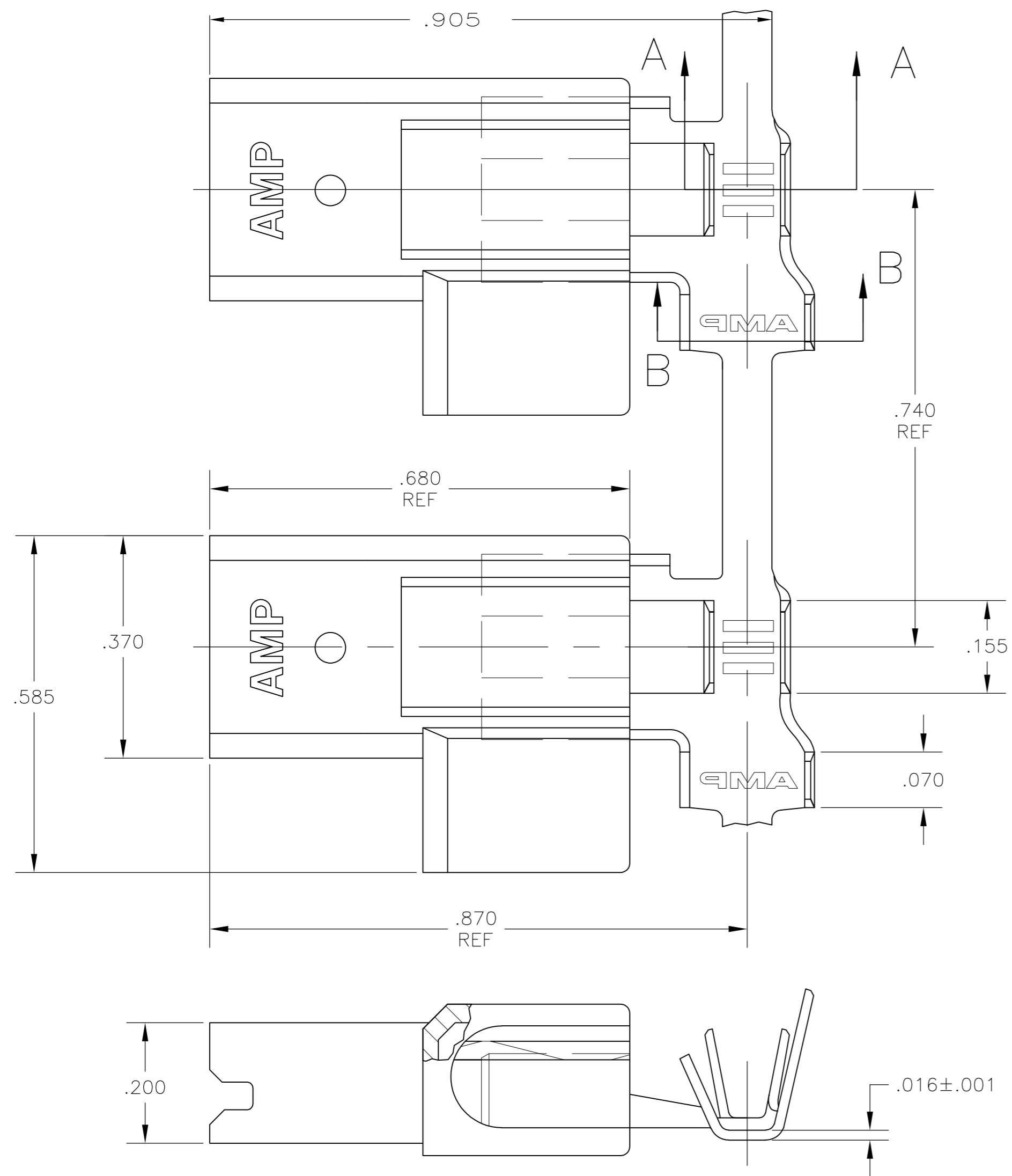
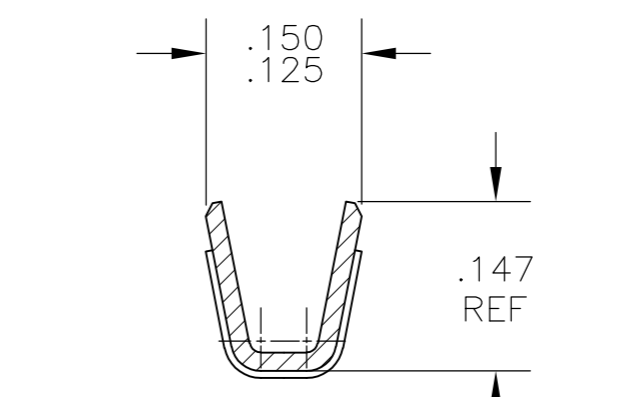


THIS DRAWING IS UNPUBLISHED. RELEASED FOR PUBLICATION  
 © COPYRIGHT BY TYCO ELECTRONICS CORPORATION. ALL INTERNATIONAL RIGHTS RESERVED.

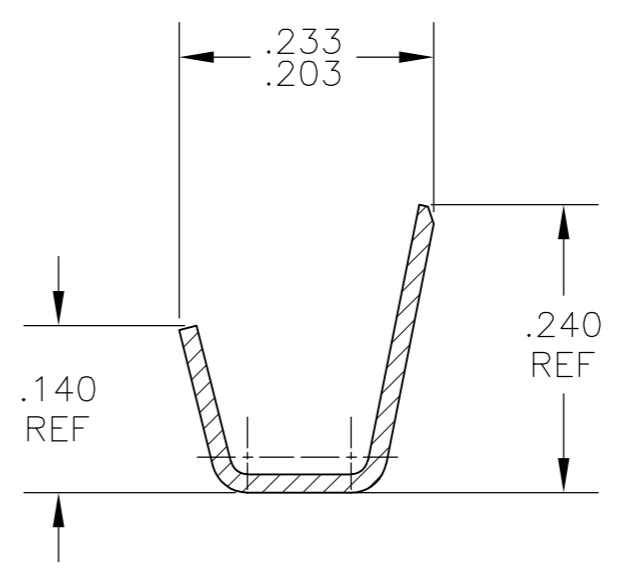
LOC	DIST	REVISIONS			
P	LTR	DESCRIPTION	DATE	DWN	APVD
AF	50	B1	REVISED PER ECR-09-012458	03JUN09	HMR GP



- 1 BUDGET FLAG FASTON TERMINALS, BASE P/N 63559, ARE USED IN THIS PRODUCT.
- 2 WIRE SIZE #18-#14 AWG.
- 3 INSULATION RANGE IS .110-.160 DIA
- 4 PRELIMINARY - NOT FOR PRODUCTION



SECTION A-A



SECTION B-B

NYLON 6/6 - NAT (WHT)	TIN PLATE - 4M HARD BRASS	521583-2
NYLON 6/6 - NAT (WHT)	PLAIN - 4M HARD BRASS	4 521583-1
HOUSING MATERIAL & COLOR	TERMINAL FINISH - MATERIAL	PART NUMBER

THIS DRAWING IS A CONTROLLED DOCUMENT.		DWN	JR RUTH	31OCT02	Tyco Electronics Corporation Harrisburg, PA 17105-3608
DIMENSIONS: INCHES		CHK	N DEIBERT	31OCT02	
TOLERANCES UNLESS OTHERWISE SPECIFIED:		APVD	N DEIBERT	31OCT02	
0 PLC ± - 1 PLC ± - 2 PLC ± - 3 PLC ± .010 4 PLC ± - ANGLES ± - FINISH SEE TABLE		PRODUCT SPEC	108-1285	NAME	
MATERIAL	SEE TABLE	APPLICATION SPEC	114-2124	SIZE	A2
		WEIGHT	-	CAGE CODE	00779
		CUSTOMER DRAWING		DRAWING NO	C=521583
		SCALE	6:1	SHEET	1 of 1
				RESTRICTED TO	-
				REV	B1