

MODEL:

PDU3VS6L2130

3-Phase Switched Rack-Mount PDU



200-240V
3-Phase Input



NEMA L21-30P
Plug



200-240V
Single-Phase
Output



30 Outlets



10kW Load
Capacity



Multi-Function
Meter



Network
Interface

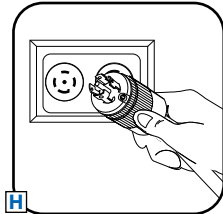


0U
Rackmount

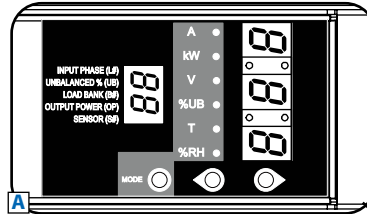


Toolless
Mounting
Buttons

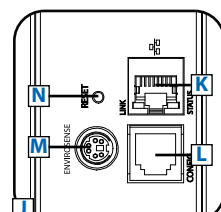
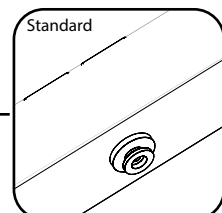
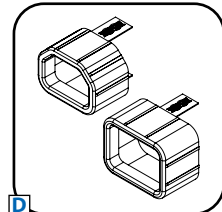
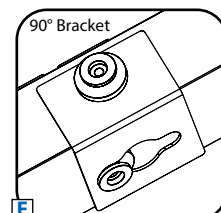
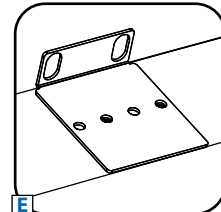
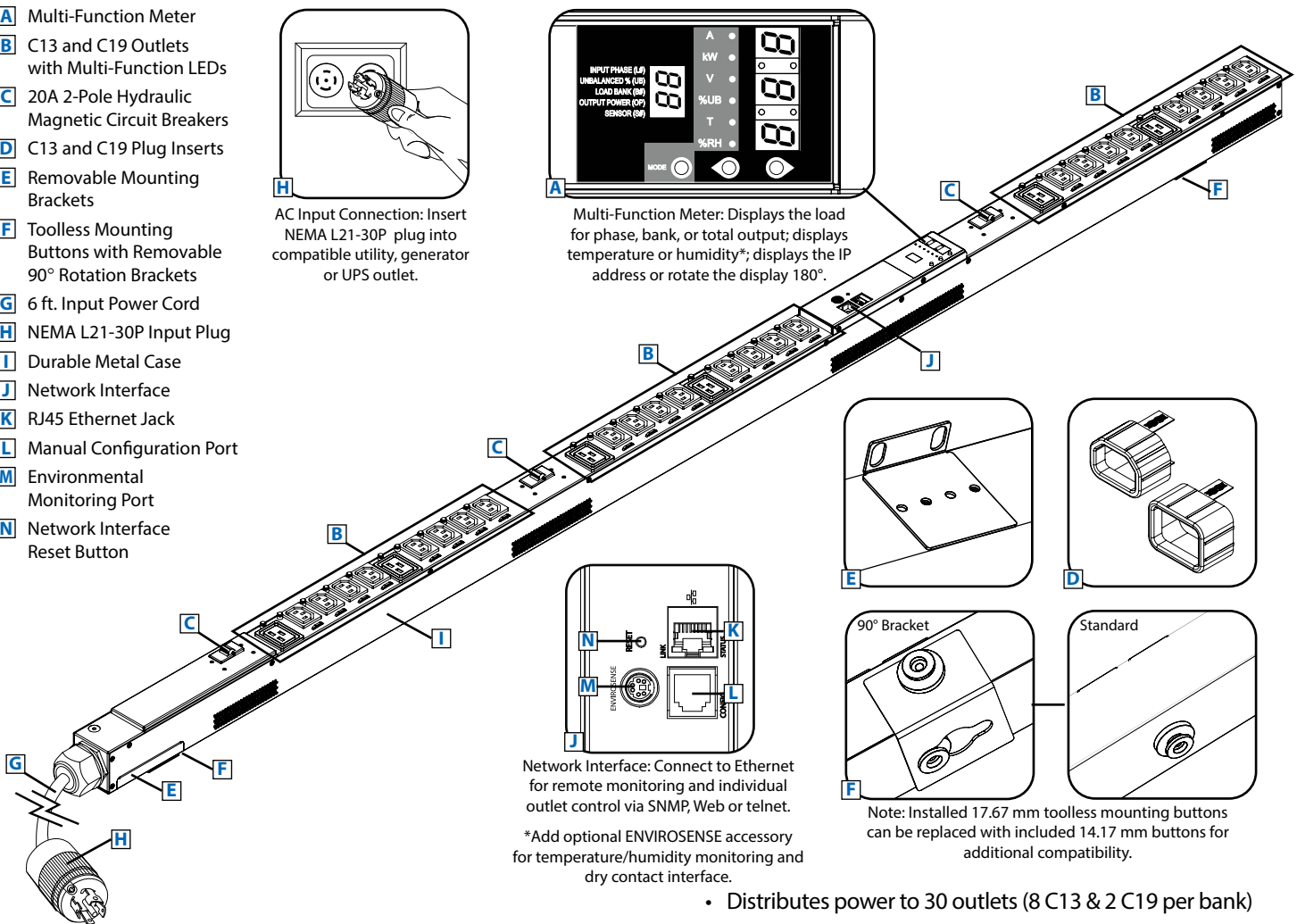
- A** Multi-Function Meter
- B** C13 and C19 Outlets with Multi-Function LEDs
- C** 20A 2-Pole Hydraulic Magnetic Circuit Breakers
- D** C13 and C19 Plug Inserts
- E** Removable Mounting Brackets
- F** Toolless Mounting Buttons with Removable 90° Rotation Brackets
- G** 6 ft. Input Power Cord
- H** NEMA L21-30P Input Plug
- I** Durable Metal Case
- J** Network Interface
- K** RJ45 Ethernet Jack
- L** Manual Configuration Port
- M** Environmental Monitoring Port
- N** Network Interface Reset Button



AC Input Connection: Insert NEMA L21-30P plug into compatible utility, generator or UPS outlet.



Multi-Function Meter: Displays the load for phase, bank, or total output; displays temperature or humidity*; displays the IP address or rotate the display 180°.



Network Interface: Connect to Ethernet for remote monitoring and individual outlet control via SNMP, Web or telnet.

*Add optional ENVIROSENSE accessory for temperature/humidity monitoring and dry contact interface.

Note: Installed 17.67 mm toolless mounting buttons can be replaced with included 14.17 mm buttons for additional compatibility.

- Distributes power to 30 outlets (8 C13 & 2 C19 per bank)
- Remote monitoring and control via SNMP, Web or telnet
- Displays load for each bank, phase and total output in real time with 1% billing grade accuracy
- Perfect for rack-mount server, network and telecom applications

SEE NEXT PAGE FOR DETAILED UNIT MEASUREMENTS

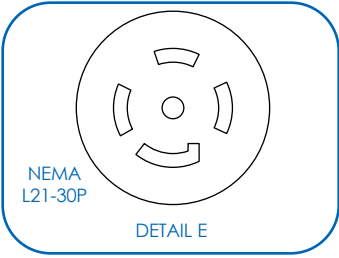
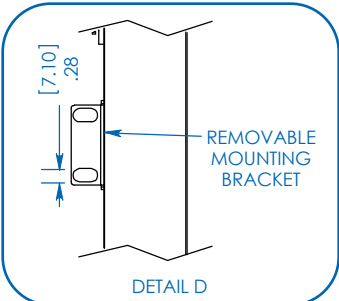
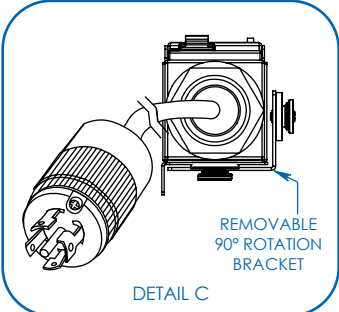
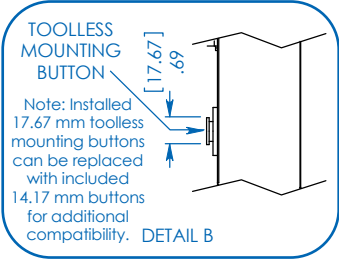
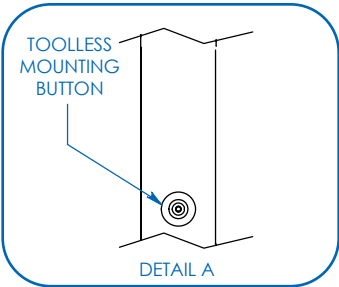
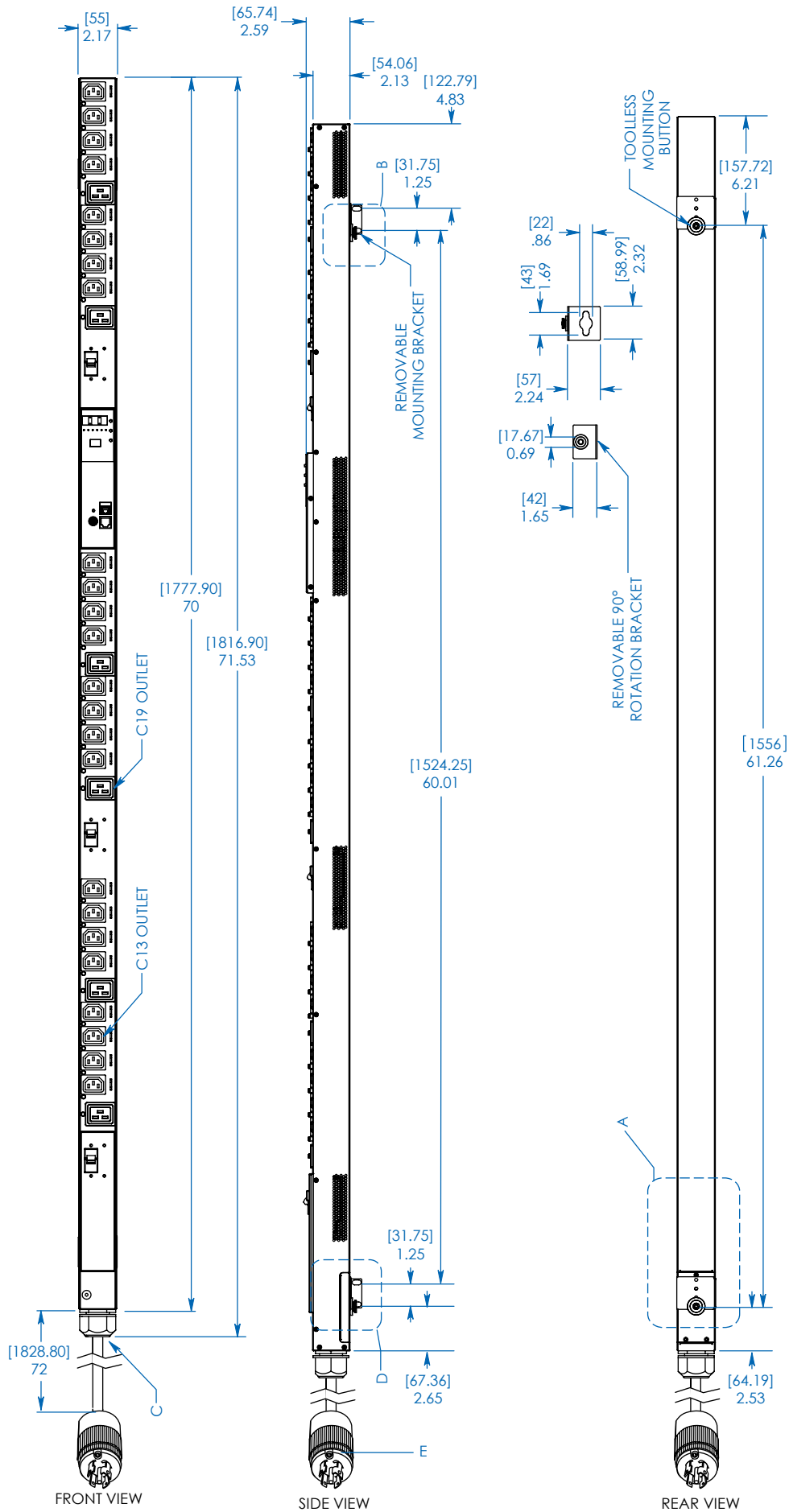


1111 W. 35th Street
Chicago, IL 60609 USA
773.869.1234
www.tripplite.com

Specifications

Model	PDU3VS6L2130
Voltage	200/208/240V (3-Phase Input/Single-Phase Output)
Frequency	50 / 60 Hz
Load Capacity	10kW (240V), 8.6kW (208V), 8.3kW (200V)
Input Plug	NEMA L21-30P
Input Cord Length	6 ft.
Outlets	30 (24 C13 / 6 C19)
Primary Mounting Option	0U (Vertical) Rackmount
Unit Weight & Dimensions	16.8 lb. / 70 x 2.17 x 2.86 (HxWxD in inches) See next page for detailed unit measurements.
Standards	Tested to UL 60950-1 (US & Canada), NOM (Mexico), FCC Class A, TAA Compliant





Dimensions: [mm] INCHES

Tripp Lite has a policy of continuous improvement. Specifications are subject to change without notice.

MODEL:
PDU3VS6L2130



1111 W. 35th Street
Chicago, IL 60609 USA

773.869.1234
www.tripplite.com