Restricted to: General Release

USED ON

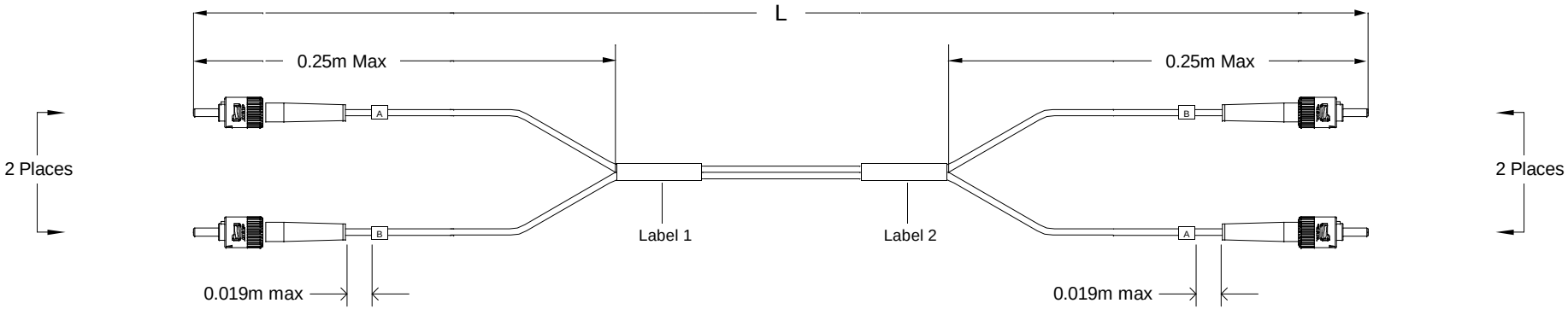

Left Side
Connector(s): ST
Mode: MM
Housing Color: N/A
Geom. Spec: N/A

Fiber Path
A ——— B
B ——— A

Right Side
Connector(s): ST
Mode: MM
Housing Color: N/A
Geom. Spec: N/A

Notes:

1 IL tested at 1300nm.
2 Product and Processing must meet requirements of Tyco Electronics Standard 230-702
3 Label 2 will not be present on any cable assembly less than 5 meters long.
4 Includes dust caps (not shown on print).

P	LTR	REVISION RECORD	DATE	DWN	APVD
	C	Rev Per EC# 06-022682	9/29/2006	-	MK

DIMENSIONS: meters

TOLERANCES UNLESS OTHERWISE SPECIFIED:
0 PLC ± -
1 PLC ± -
2 PLC ± -
3 PLC ± -
4 PLC ± -

Customer Print

DWN: Cable Assy Configurator
CHK: Michael Kepko
APVD: Michael Kepko
NAME: FO C/A - 2 fiber, 50/125, OFNR (Riser) jacket, ST to ST
MATERIAL: -
HEAT TREAT: -

AMP Tyco Electronics, Inc. Harrisburg, PA 17105-3608

SCALE: NTS | SIZE: A2 | DRAWING NO: C- 6278207 | SHEET: 1 of 3 | REV: C

LOC: CE
DIST: 16

CAC Customer Layout Rev: D

THIS DRAWING IS A CONTROLLED DOCUMENT, DWG NO 6278207

THIS INFORMATION IS CONFIDENTIAL AND PROPRIETARY TO TYCO ELECTRONICS CORPORATION AND ITS WORLDWIDE SUBSIDIARIES AND AFFILIATES. IT MAY NOT BE DISCLOSED TO ANY OTHER PERSONS OR TYCO ELECTRONICS PERSONNEL, WITHOUT WRITTEN AUTHORIZATION FROM TYCO ELECTRONICS CORPORATION, HARRISBURG, PENNSYLVANIA USA.

Restricted to: General Release

USED ON

Part #	L (meters)	L (feet)	ST IL (dB)	ST RL (dB)	ST IL (dB)	ST RL (dB)
0-6278207-1	0.950 - 1.050	3.11 - 3.44	0.5	-	0.5	-
0-6278207-2	1.950 - 2.050	6.39 - 6.72	0.5	-	0.5	-
0-6278207-3	2.950 - 3.050	9.67 - 10.00	0.5	-	0.5	-
0-6278207-4	3.920 - 4.080	12.86 - 13.38	0.51	-	0.51	-
0-6278207-5	4.920 - 5.080	16.14 - 16.66	0.51	-	0.51	-
0-6278207-6	5.920 - 6.080	19.42 - 19.94	0.51	-	0.51	-
0-6278207-7	6.920 - 7.080	22.70 - 23.22	0.51	-	0.51	-
0-6278207-8	7.920 - 8.080	25.98 - 26.50	0.51	-	0.51	-
0-6278207-9	8.850 - 9.150	29.03 - 30.01	0.51	-	0.51	-
1-6278207-0	9.850 - 10.150	32.31 - 33.30	0.52	-	0.52	-
1-6278207-1	10.850 - 11.150	35.59 - 36.58	0.52	-	0.52	-
1-6278207-2	11.850 - 12.150	38.87 - 39.86	0.52	-	0.52	-
1-6278207-3	12.850 - 13.150	42.15 - 43.14	0.52	-	0.52	-
1-6278207-4	13.850 - 14.150	45.43 - 46.42	0.52	-	0.52	-
1-6278207-5	14.850 - 15.150	48.72 - 49.70	0.52	-	0.52	-
1-6278207-6	15.840 - 16.160	51.96 - 53.01	0.52	-	0.52	-
1-6278207-7	16.830 - 17.170	55.21 - 56.33	0.53	-	0.53	-
1-6278207-8	17.820 - 18.180	58.46 - 59.64	0.53	-	0.53	-
1-6278207-9	18.810 - 19.190	61.71 - 62.95	0.53	-	0.53	-
2-6278207-0	19.800 - 20.200	64.96 - 66.27	0.53	-	0.53	-
2-6278207-1	20.790 - 21.210	68.20 - 69.58	0.53	-	0.53	-
2-6278207-2	21.780 - 22.220	71.45 - 72.90	0.53	-	0.53	-
2-6278207-3	22.770 - 23.230	74.70 - 76.21	0.53	-	0.53	-
2-6278207-4	23.760 - 24.240	77.95 - 79.52	0.54	-	0.54	-
2-6278207-5	24.750 - 25.250	81.20 - 82.84	0.54	-	0.54	-
2-6278207-6	25.740 - 26.260	84.44 - 86.15	0.54	-	0.54	-
2-6278207-7	26.730 - 27.270	87.69 - 89.46	0.54	-	0.54	-
2-6278207-8	27.720 - 28.280	90.94 - 92.78	0.54	-	0.54	-
2-6278207-9	28.710 - 29.290	94.19 - 96.09	0.54	-	0.54	-
3-6278207-0	29.700 - 30.300	97.44 - 99.40	0.55	-	0.55	-
3-6278207-1	30.690 - 31.310	100.68 - 102.72	0.55	-	0.55	-
3-6278207-2	31.680 - 32.320	103.93 - 106.03	0.55	-	0.55	-
3-6278207-3	32.670 - 33.330	107.18 - 109.35	0.55	-	0.55	-
3-6278207-4	33.660 - 34.340	110.43 - 112.66	0.55	-	0.55	-
3-6278207-5	34.650 - 35.350	113.68 - 115.97	0.55	-	0.55	-
3-6278207-6	35.640 - 36.360	116.92 - 119.29	0.55	-	0.55	-
3-6278207-7	36.630 - 37.370	120.17 - 122.60	0.56	-	0.56	-
3-6278207-8	37.620 - 38.380	123.42 - 125.91	0.56	-	0.56	-
3-6278207-9	38.610 - 39.390	126.67 - 129.23	0.56	-	0.56	-
4-6278207-0	39.600 - 40.400	129.92 - 132.54	0.56	-	0.56	-
5-6278207-0	49.500 - 50.500	162.40 - 165.68	0.58	-	0.58	-

Qty	U of M	Description	Item No.
0.0278	sheet	Leg Label - "A"	1
0.0278	sheet	Leg Label - "B"	2
4	piece	Crimp Eyelet	3
4	piece	ST Short Boot - 1.6 to 2.0mm, Beige	4
4	piece	ST Connector, Ceramic, Metal Nut	5
4	piece	2.5mm ferrule cover	6
4	piece	PVC Build-up tubing	7
AR	meter	2 fiber, 50/125, 2.0mm, Twinzip, Orange, OFNR (Riser)	8
2	piece	Trace Label	9

P	LTR	REVISION RECORD	DATE	DWN	APVD
	C	Rev Per EC# 06-022682	9/29/2006	-	MK

DIMENSIONS: meters

TOLERANCES UNLESS OTHERWISE SPECIFIED:
0 PLC ± -
1 PLC ± -
2 PLC ± -
3 PLC ± -
4 PLC ± -

Customer Print

DWN: Cable Assy Configurator
CHK: Michael Kepko
APVD: Michael Kepko
MATERIAL: -
HEAT TREAT: -
AMP Tyco Electronics, Inc. Harrisburg, PA 17105-3608
NAME: FO C/A - 2 fiber, 50/125, OFNR (Riser) jacket, ST to ST
SCALE: NTS
SIZE: A2
DRAWING NO: C- 6278207
SHEET: 2 of 3
REV: C

LOC CE
DIST 16

CAC Customer Layout Rev: D

THIS DRAWING IS A CONTROLLED DOCUMENT.
DWG NO

THIS INFORMATION IS CONFIDENTIAL AND PROPRIETARY TO TYCO ELECTRONICS CORPORATION AND ITS WORLDWIDE SUBSIDIARIES AND AFFILIATES. IT MAY NOT BE DISCLOSED TO ANYONE OUTSIDE THE TYCO ELECTRONICS PERSONNEL, WITHOUT WRITTEN AUTHORIZATION FROM TYCO ELECTRONICS CORPORATION, HARRISBURG, PENNSYLVANIA 17105.

Restricted to: General Release

USED ON

Label 1 Per specification 107-1645-1

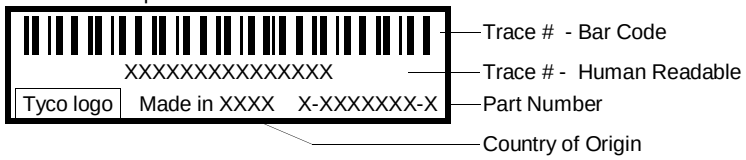

This label is used on all lengths on this drawing.

Label 2 Per specification 107-1645-1

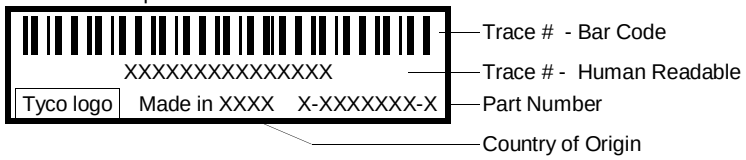

This label is used on all lengths on this drawing.

DWG NO

THIS DRAWING IS A CONTROLLED DOCUMENT.

THIS INFORMATION IS CONFIDENTIAL AND PROPRIETARY TO TYCO ELECTRONICS CORPORATION AND ITS WORLDWIDE SUBSIDIARIES AND AFFILIATES. IT MAY NOT BE DISCLOSED TO ANY OTHER THAN TYCO ELECTRONICS PERSONNEL, WITHOUT WRITTEN AUTHORIZATION FROM TYCO ELECTRONICS CORPORATION, HARRISBURG, PENNSYLVANIA 17105.

LOC	DIST
CE	16

CAC Customer Layout Rev: D

P	LTR	REVISION RECORD	DATE	DWN	APVD
	C	Rev Per EC# 06-022682	9/29/2006	-	MK

DIMENSIONS: meters

TOLERANCES UNLESS OTHERWISE SPECIFIED:
0 PLC ± -
1 PLC ± -
2 PLC ± -
3 PLC ± -
4 PLC ± -

Customer Print

DWN: Cable Assy Configurator	MATERIAL: -	HEAT TREAT: -	
CHK: Michael Kepko	AMP Tyco Electronics, Inc. Harrisburg, PA 17105-3608		
APVD: Michael Kepko			
NAME: FO C/A - 2 fiber, 50/125, OFNR (Riser) jacket, ST to ST			
SCALE: NTS	SIZE: A2	DRAWING NO: C- 6278207	SHEET: 3 of 3	REV: C