PART NUMBER	REV	FIRST USED	TERMINATOR	FEED TYPE	DESCRIPTION
1426554-1	B	–	LEADMAKER	MECH POST FEED	CUTS CARRIER
1426554-2	B	–	BENCH	MECH PRE FEED	CUTS CARRIER
1426554-6	B	–	LEADMAKER	MECH POST FEED	CONTINUOUS CARRIER
7-1426554-1	B	–	LEADMAKER	MECH POST FEED	-1 AND SPARE PARTS
7-1426554-2	B	–	BENCH	MECH PRE FEED	-2 AND SPARE PARTS
7-1426554-6	B	–	LEADMAKER	MECH POST FEED	-6 AND SPARE PARTS
7-1426554-7	A	–	–	–	SPARE PARTS KIT

CRIMP DATA CY CO.LTD. TERMINAL AMP CRIMP SPECS

TERMINAL NAME: .250 SERIES FASTON TAB

CRIMP	SIZE	TYPE	RANGE
WIRE	4.83 [.190 IN]	F	3.75mm²
INSUL	7.11 [.280 IN]	F	3.50-5.00 [.138-.197 IN]

WIRE STRIP LENGTH 4.37-5.13 [.172-.202 IN]

APPL INSTRUCTION 408-8322

TERMINAL – –
APPL SPEC NONE 5 –

FEED 19.00 [.748 IN]

TERMINALS APPLIED

AMP TERM PN	MFR TERM PN	–	–	–
1572707-1	805401-81	–	–	–
–	–	–	–	–
–	–	–	–	–
–	–	–	–	–
–	–	–	–	–
–	–	–	–	–
–	–	–	–	–

WIRE SIZE mm² AWG	CRIMP HEIGHT	PIN PN AND LENGTH [IN]
3.75mm²	2.97 ±0.05 [.117 ±.002 IN]	5-354778-3 [.2760]
–	–	–
–	–	–
–	–	–
–	–	–
–	–	–
–	–	–
–	–	–
–	–	–
–	–	–
–	–	–
–	–	–
–	–	–
–	–	–
–	–	–
–	–	–

1. RECOMMENDED SPARE PARTS.
2. GREASE RAM, CAM, CAM FOLLOWER AND FEED ROD LIGHTLY.
3. LUBRICATE DAILY PER THE APPLICATOR INSTRUCTION SHEET SUPPLIED WITH THE APPLICATOR.
4. CUT TO LENGTH AT ASSY.
5. ALL CRIMP DATA CALCULATED BY TYCO ELECTRONICS UK LTD.

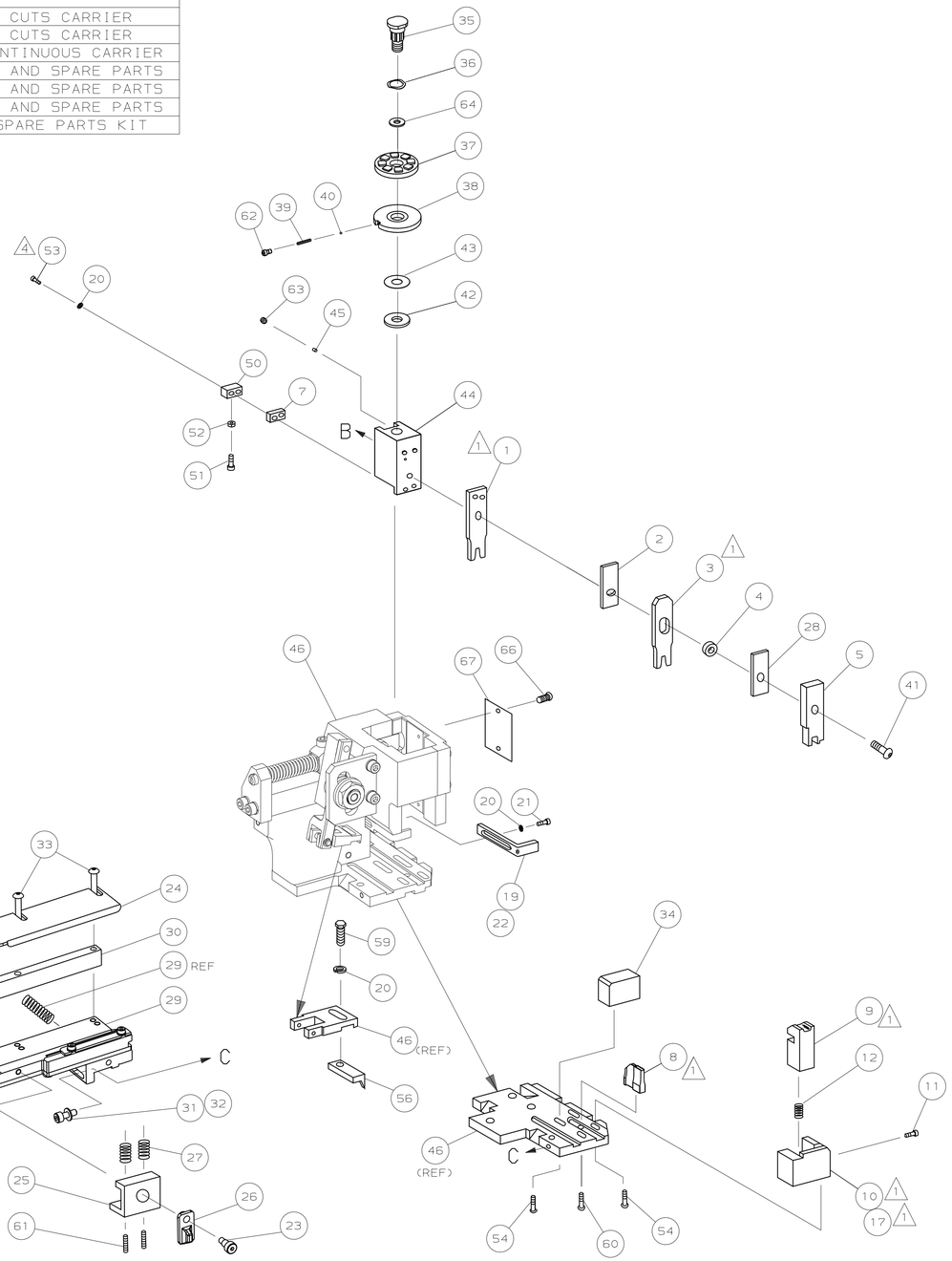

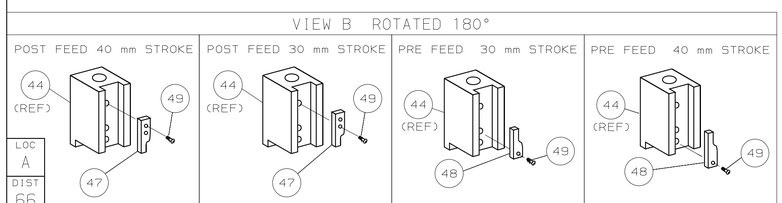

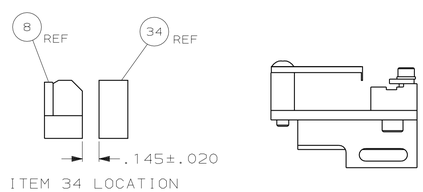

									73
–	1	1	1	1	1	1	1426554	PRINT, APPLICATOR LOG SHEET	72
–	1	1	1	1	1	1	1338705-1	DOCUMENTATION PACKAGE	71
									70
									69
									68
–	1	1	1	1	1	1	461264-1	PLATE, IDENTIFICATION	67
–	2	2	2	2	2	2	21017-2	SCR,DRIVE(#2x.19)ID PLATE	66
									65
–	1	1	1	1	1	1	986950-1	WASHER, FLAT PRECISION	64
–	1	1	1	1	1	1	3-18031-0	SCR,SKT SET(M6X6)RAM	63
–	1	1	1	1	1	1	18023-9	SCR,SHC(M4X6)INS DISC	62
–	2	2	2	2	2	2	2-18032-5	SCR,SKT SET (M5X20)DRAG	61
–	1	1	1	1	1	1	18024-7	SCR,BHC(M4X10)ANVIL	60
–	1	1	1	1	1	1	5-18022-2	SCR,HEX(M4X8)FEED FINGER	59
									58
									57
–	1	1	1	1	1	1	1338685-1	PAWL, FEED	56
									55
–	4	4	4	4	4	4	18024-8	SCR,BHC(M4x12)SHEAR HOLDER	54
4 –	2	2	2	2	2	2	1-18023-3	SCR,SHC(M4x16)TERM HLD DWN	53
–	1	1	1	1	1	1	18030-1	NUT,HEX(M3)HOLD DOWN	52
–	1	1	1	1	1	1	811242-5	BUMPER, HOLDDOWN	51
–	1	1	1	1	1	1	690753-2	SPACER, TONKER	50
–	1	1	1	1	1	1	18024-3	SCR,BHC(M3X10)CAM	49
–	–	1	–	–	1	–	1338675-1	CAM, PRE FEED 30 & 40 mm ST	48
–	1	–	1	1	–	1	1338676-1	CAM, POST FEED 30 & 40 mm ST	47
–	1	1	1	1	1	1	1320999-3	APPLICATOR BASIC SUBASSY	46
–	1	1	1	1	1	1	690191-1	PLUG, NYLON	45
–	1	1	1	1	1	1	1338660-1	RAM	44
–	1	1	1	1	1	1	690125-1	WASHER, LAMINATED	43
–	1	1	1	1	1	1	690124-7	WASHER, RAM	42
–	1	1	1	1	1	1	2-18024-6	SCR,BHC(M8X25)RAM	41
–	1	1	1	1	1	1	23241-1	BALL, STEEL	40
–	1	1	1	1	1	1	2-22278-7	SPRING, COMPRESSION	39
–	1	1	1	1	1	1	1320922-1	DISC, INSULATION	38
–	1	1	1	1	1	1	354777-1	WIRE DISC, PLASTIC	37
–	1	1	1	1	1	1	22480-5	WASHER, SPRING	36
–	1	1	1	1	1	1	690212-1	POST, RAM	35
–	1	1	1	1	1	1	1320934-1	SUPPORT, TERMINAL	34
–	2	2	2	2	2	2	1-18024-0	SCR,BHC(M4X20)STRIP GUIDE	33
–	1	1	1	1	1	1	18027-2	WASHER, FLAT(M4)	32
–	1	1	1	1	1	1	1-18023-2	SCR,SKT CAP(M4X12)MOUNT BLOCK	31
–	1	1	1	1	1	1	1320908-8	SPACER, STRIP GUIDE	30
–	1	1	1	1	1	1	1633073-1	STRIP GUIDE PLATE ASSY	29
–	1	1	1	1	1	1	1-455888-6	SPACER, FRONT SHEAR DEP	28
–	2	2	2	2	2	2	1-22284-0	SPRING, DRAG	27
–	1	1	1	1	1	1	356835-1	LEVER, DRAG RELEASE	26
–	1	1	1	1	1	1	240792-1	DRAG, TERMINAL	25
–	1	1	1	1	1	1	1320928-1	PLATE, STRIP GUIDE	24
–	1	1	1	1	1	1	980371-4	SCR,SHC SHLD	23
–	1	–	1	1	–	1	690472-2	STRIPPER	22
–	1	1	1	1	1	1	1-18023-1	SCR,SHC(M4X10)STRIPPER	21
–	4	4	4	4	4	4	18025-2	WASHER,LOCK(M4)STRIPPER	20
–	–	1	–	–	1	–	690472-1	STRIPPER	19
									18
1 –	1	–	–	1	–	–	1338684-2	HOLDER, SHEAR, FRONT (NO-CUT)	17
									16
									15
									14
									13
–	1	1	1	1	1	1	5-22280-0	SPRING, SHEAR	12
–	1	1	1	1	1	1	356885-5	STOP, SHEAR	11
1 –	–	1	1	–	1	1	1-1320921-0	HOLDER, SHEAR, FRONT (CUT)	10
1 –	1	1	1	1	1	1	454276-5	SHEAR, FLOAT (FRONT)	9
1 1	2	2	2	1	1	1	1-1333229-0	ANVIL	8
–	1	1	1	1	1	1	2-240641-4	SPACER, DEPRESSOR (REAR)	7
									6
–	1	1	1	1	1	1	4-455889-6	DEPRESSOR, SHEAR (FRONT)	5
–	1	1	1	1	1	1	238011-4	SPACER, BLOCK CRIMPER	4
1 1	2	2	2	1	1	1	5-1424909-7	CRIMPER, INSULATION	3
–	1	1	1	1	1	1	455888-7	SPACER, CRIMPER	2
1 1	2	2	2	1	1	1	8-568176-3	CRIMPER, WIRE	1
	-77	-76	-72	-71	-6	-2	-1	PART NO	DESCRIPTION	ITEM NO

← REVISION OF EACH ASSY NO (WHEN BLANK, USE DWG REVISION)

QTY REQD PER ASSY — PARTS LIST

P	F	LTR	REVISION RECORD	APP	DATE
		B	ECR 05-012475	GB	10-05
		A	SEE ECO-05-002759	LJL	MAY05

DIMENSIONS: mm [INCHES]
DO NOT SCALE PRINT.
TOLERANCES UNLESS OTHERWISE SPECIFIED:
1 PLC DEC ±-
2 PLC DEC ±-
3 PLC DEC ±-
ANGLES ± -
SURF TEXTURE: √
REMOVE BURRS, BREAK SHARP EDGES RO.38 MAX

MATL – – HT TR – – FIN – –

DR 26APR05 L.LOFTHOUSE APP 26APR05 F.BACKHURST
CHK – – REL 23MAY05 L.LOFTHOUSE

AMP Tyco Electronics Harrisburg, PA 1710S-3608

NAME SIDE FEED HD-I APPLICATOR MACHINE HD-I REF APPL

SCALE – D DWG NO 1426554 SHEET 1 OF 1 REV B

CAGE CODE 00779 CUSTOMER AND ASSEMBLY DRAWING RESTRICTED TO –

LAYOUT L1426554

SET UP GAGE 458637-3

THIS DRAWING IS UNPUBLISHED. © COPYRIGHT 20 BY AMP INCORPORATED. ALL RIGHTS RESERVED. RELEASED FOR PUBLICATION 20

THIS DRAWING IS A CONTROLLED DOCUMENT.

LOC A DIST 66