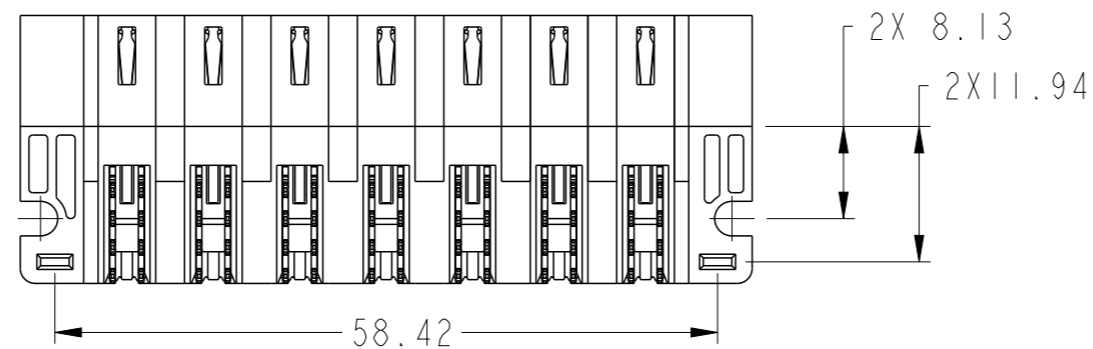
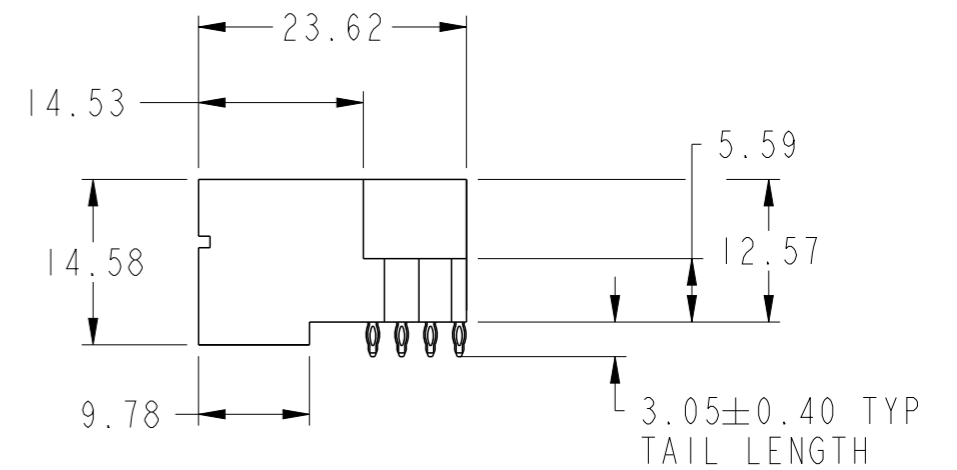
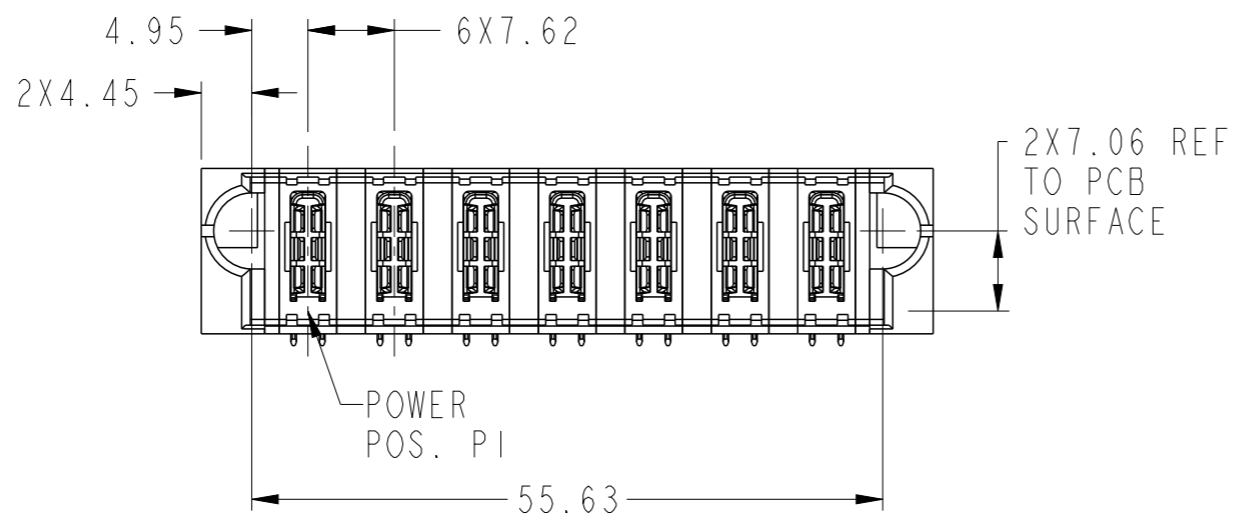
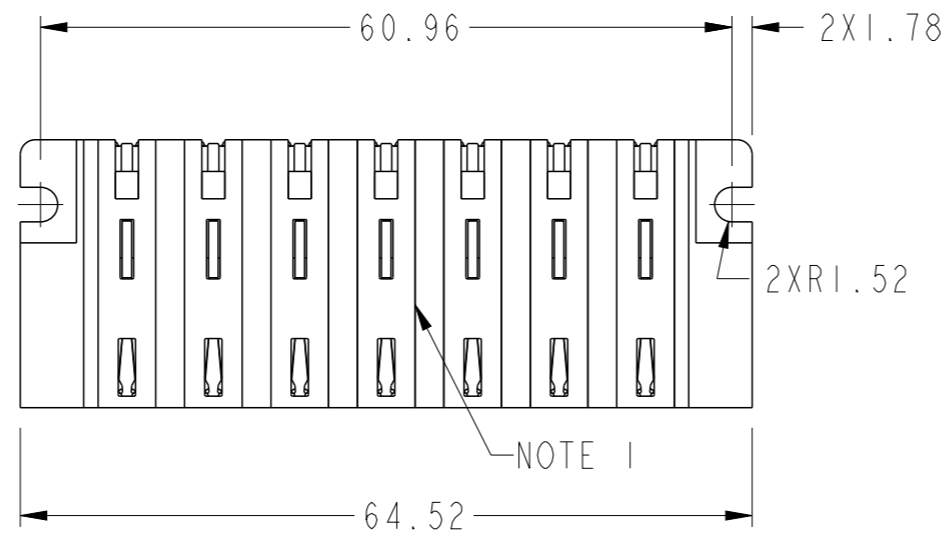


PRODUCT NUMBER SEE SHEET 2



spec ref	*	dr	Peng-Bing Fu	2012/10/31	projection	MM	size	A3	scale	3:2
tolerance std	ASME Y14.5	eng	Peng-Bing Fu	2013/03/15			ecn no	-	rel level	Released
TOLERANCES UNLESS OTHERWISE SPECIFIED		chr	-	-						
surface	<input checked="" type="checkbox"/> linear <input type="checkbox"/> angular	appr	Pei-Ming Zheng	2013/03/15	product family	PwrBlade+	rev		A	
ASME Y14.5	0.X ±0.5 0.XX ±0.25 0.XXX ±0.10 0° ±2°			title 7ACP RA PF HEADER	cat. no.	Product - Customer Drw	dwg no 10106117-7000001	sheet 1 of 3		

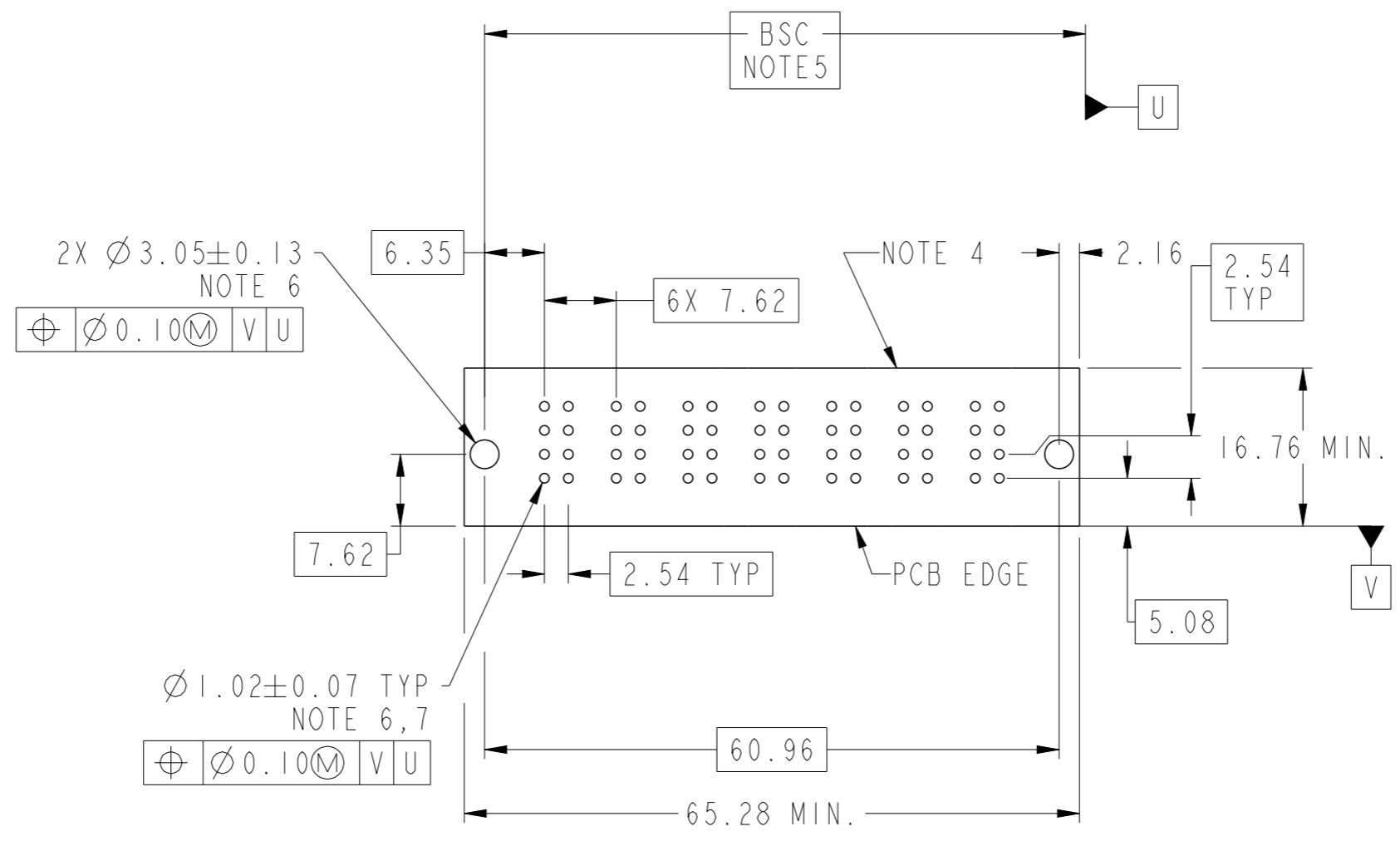
1

2

3

4

PRODUCT NO. 10106117-7000001LF	ROWS DCBA	HIGH POWER							E1	E2
		P1	P2	P3	P4	P5	P6	P7		



CODE	DESCRIPTION
HE	STD HIGH POWER CONTACT (3.05)

dr	Peng-Bing Fu	2012/10/31	projection	MM	size	A3	scale	3:2	
eng	Peng-Bing Fu	2013/03/15		← →	ecn no	-			
chr	-	-			product family	PwrBlade+	rel level	Released	
appr	Pei-Ming Zheng	2013/03/15	www.fci.com		title	7ACP RA PF HEADER		rev	A
			cat. no.	Product - Customer Drw			sheet 2 of 3		



Copyright FCI.

NOTES:

- 1) "FCI", PART NUMBER AND DATE CODE TO BE MARKED ON THIS SURFACE.
THE MARK CAN BE OMITTED IF THERE IS NOT ENOUGH SPACE ON THIS SURFACE.
- 2) MATERIALS:
-HOUSING - GLASS FILLED WITH HIGH TEMP THERMOPLASTIC, UL94V-0.
-SIGNAL CONTACT - COPPER ALLOY.
-POWER CONTACT - HIGH CONDUCTIVITY COPPER ALLOY.
- 3) PLATING SPECIFICATION REFER TO FCI 10116351
- 4) DENOTES CONNECTOR KEEP OUT ZONE.
- 5) DATUM AND BASIC DIMENSIONS WERE ESTABLISHED BY CUSTOMER.
- 6) ALL HOLE DIAMETERS ARE FINISHED HOLE SIZES.
- 7) 1.15 ± 0.025 MM DRILLED HOLE PLATED WITH 0.00762MM MIN Sn
OVER 0.0254-0.0762MM Cu PLATING TO ACHIEVE A 1.02 ± 0.07 MM HOLE.
- 8) PRODUCT SPECIFICATION REFER TO FCI GS-12-658.
APPLICATION SPECIFICATION REFER TO FCI GS-20-141.
PRODUCT PACKAGED IN TRAYS, REFER TO FCI GS-14-1502.



Copyright FCI.

dr	Peng-Bing Fu	2012/10/31	projection 	MM 	size	A3	scale	3:2		
eng	Peng-Bing Fu	2013/03/15			ecn no	-				
chr	-	-			rel level	Released				
appr	Pei-Ming Zheng	2013/03/15	product family	PwrBlade+						
		title			7ACP	dwg no		10106117-7000001	rev	A
www.fci.com		cat. no.			Product - Customer Drw			sheet 3 of 3		