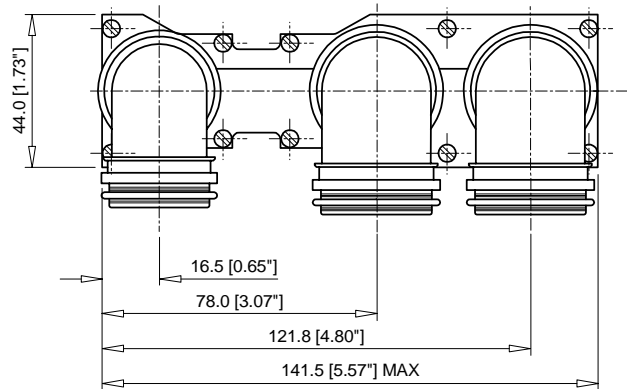
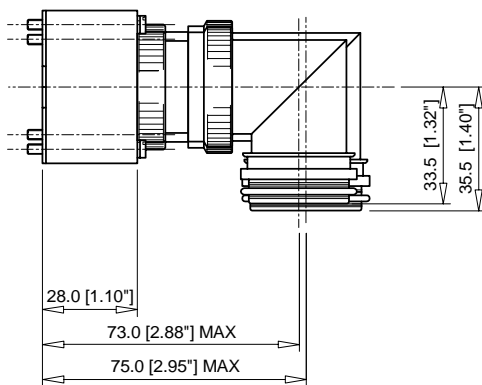
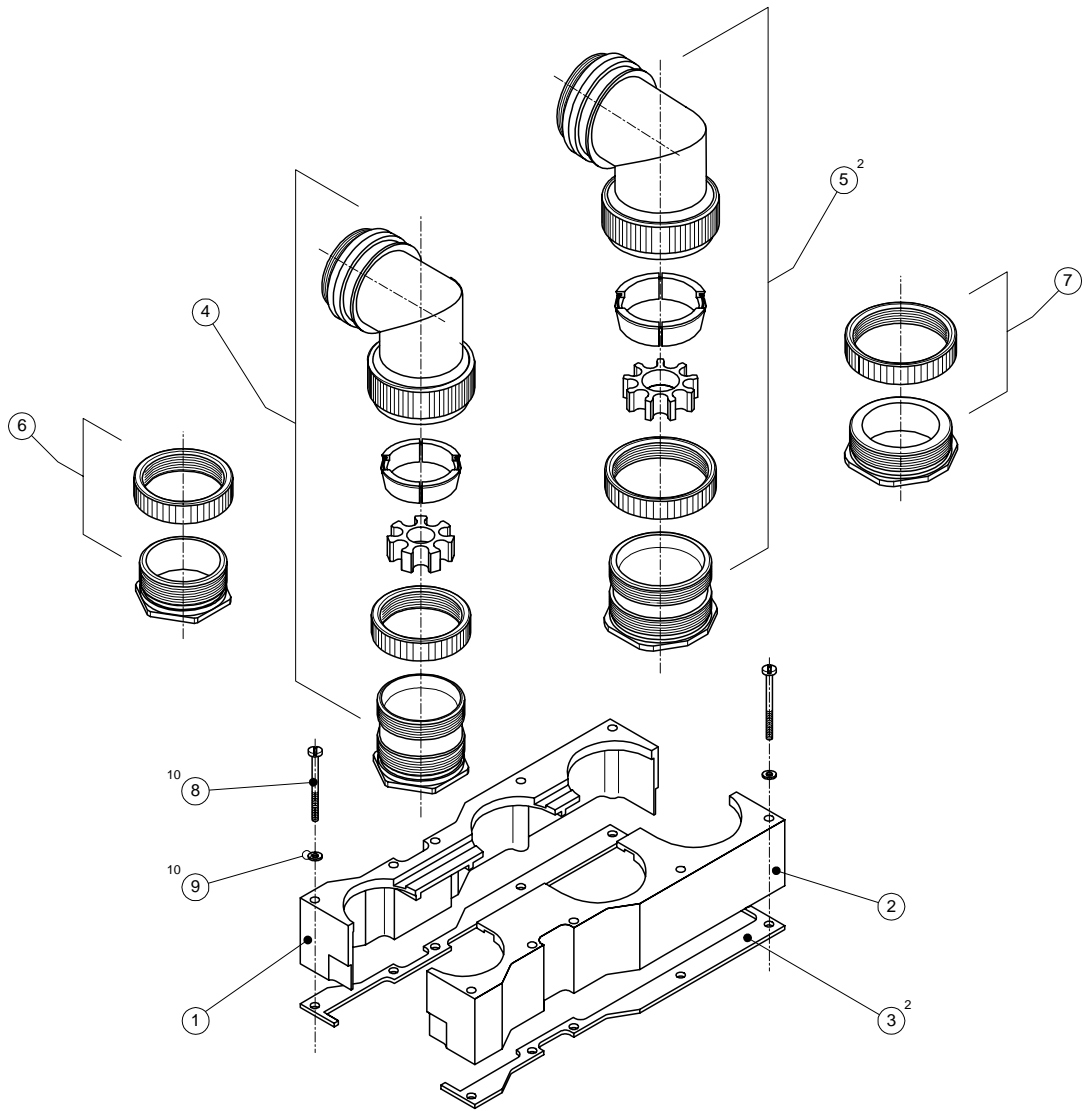


# SPECIFICATION CONTROL DRAWING

REV:  
B

DCR:  
D060136

DATE:  
JULY 26, 2006



© 2006 Tyco Electronics Corporation. All rights reserved.

	Tyco Electronics Corporation 300 Constitution Drive, Menlo Park, CA. 94025, U.S.A.		TITLE: <b>HEXASHIELD ADAPTOR FOR ARINC 600                  CONNECTOR-SIZE 2-SHELL CAVITIES A,                  B AND C TINEL CLAMPING NUT</b>			
UNLESS OTHERWISE SPECIFIED DIMENSIONS ARE IN MILLIMETERS. INCH DIMENSIONS ARE SHOWN IN BRACKETS		Tyco Electronics reserves the right to amend this drawing at any time. Users should evaluate the suitability of the product for their application.	DOCUMENT NO. <b>HEXA6-AY-90-02-AYY-2-YY</b>			
DRAWN : IRT	DATE: JULY, 2006	CAGE CODE: 06090	DCR # D060136	File: 87008/A6-2-2	SCALE: None	SHEET: 1 OF 4

If this document is printed it becomes uncontrolled. Check for the latest revision.

# SPECIFICATION CONTROL DRAWING

 REV:  
B

 DCR:  
D060136

 DATE:  
JULY 26, 2006

TOLERANCES:  
 0 FIG = ±0.5 [0.020"]  
 1 FIG = ±0.25 [0.010"]  
 2 FIG = ±0.12 [0.005"]

## KIT DESCRIPTION



ITEM	QTY	DESCRIPTION	MATERIAL
1	1	LEFT SIDE SUPPORT	ALUMINIUM ALLOY
2	1	RIGHT SIDE SUPPORT	ALUMINIUM ALLOY
3	2	RETENTION BAR	ALUMINIUM ALLOY
4	1	BODY ASSEMBLY – A7	
		BODY – A7	ALUMINIUM ALLOY
		HOLDING NUT – A7	ALUMINIUM ALLOY
		STAR – A7	ALUMINIUM ALLOY
		CONIC RING – A7	ALUMINIUM ALLOY
		TINEL CLAMPING NUT - 90° – A7	ALUMINIUM ALLOY
		TR16AI TINEL-LOCK™ RING	TINEL ALLOY-X
5	2	BODY ASSEMBLY – A9	
		BODY – A9	ALUMINIUM ALLOY
		HOLDING NUT – A9	ALUMINIUM ALLOY
		STAR – A9 OR A11 *	ALUMINIUM ALLOY
		CONIC RING – A9	ALUMINIUM ALLOY
		TINEL CLAMPING NUT - 90° – A9	ALUMINIUM ALLOY
		TR18AI TINEL-LOCK™ RING	TINEL ALLOY-X
6	1	CAVITY C PLUG ASSEMBLY *	
		PLUG	ALUMINIUM ALLOY
		HOLDING NUT – A7	ALUMINIUM ALLOY
7	1 or 2	CAVITY A PLUG ASSEMBLY *	
		PLUG	ALUMINIUM ALLOY
		HOLDING NUT – A9	ALUMINIUM ALLOY
8	10	PAN HEAD SCREW - 4-40 UNC x 1.25" LONG	STAINLESS STEEL - PASSIVATED
9	10	SPRING WASHER	STAINLESS STEEL - PASSIVATED

\* SEE NOTES

## ORDER INFORMATION – BASIC ASSEMBLY

Ferrule Quantity Code	Shell Cavity											
	A			B			C					
	Ferrule Quantity		Drilled Star	Cavity Plug	Ferrule Quantity		Drilled Star	Cavity Plug	Ferrule Quantity		Drilled Star	Cavity Plug
Std	Opt	Std			Opt	Std			Opt			
A25	9		✓	X	9		✓	X	7		✓	X
A27		11	X	X	9		✓	X	7		✓	X
A29		11	X	X		11	X	X	7		✓	X

© 2006 Tyco Electronics Corporation. All rights reserved.

	Tyco Electronics Corporation 300 Constitution Drive, Menlo Park, CA. 94025, U.S.A.		TITLE: <b>HEXASHIELD ADAPTOR FOR ARINC 600                  CONNECTOR–SIZE 2–SHELL CAVITIES A,                  B AND C TINEL CLAMPING NUT</b>														
			DOCUMENT NO. <b>HEXA6-AY-90-02-AYY-2-YY</b>														
UNLESS OTHERWISE SPECIFIED DIMENSIONS ARE IN MILLIMETERS. INCH DIMENSIONS ARE SHOWN IN BRACKETS		Tyco Electronics reserves the right to amend this drawing at any time. Users should evaluate the suitability of the product for their application.		DRAWN : IRT		DATE: JULY, 2006		CAGE CODE: 06090		DCR # D060136		File: 87008/A6-2-2		SCALE: None		SHEET: 2 OF 4	

If this document is printed it becomes uncontrolled. Check for the latest revision.

# SPECIFICATION CONTROL DRAWING

 REV:  
B

 DCR:  
D060136

 DATE:  
JULY 26, 2006

## ORDER INFORMATION – ASSEMBLY WITH CAVITY PLUG(S)

Ferrule Quantity Code	Shell Cavity											
	A			B			C					
	Ferrule Quantity		Drilled Star	Cavity Plug	Ferrule Quantity		Drilled Star	Cavity Plug	Ferrule Quantity		Drilled Star	Cavity Plug
Std	Opt	Std			Opt	Std			Opt			
A7				✓				✓	7		✓	×
A9	9		✓	×				✓				✓
A11		11	×	×				✓				✓
A16	9		✓	×				✓	7		✓	×
A18AB	9		✓	×	9		✓	×				✓
A18AC		11	×	×				✓	7		✓	×
A20		11	×	×	9		✓	×				✓
A22		11	×	×		11	×	×				✓

## PART NUMBERING

HEXA6 - A B - 90 - 02 - A25 - 2 - DS

- CONNECTOR CODE NUMBER \_\_\_\_\_
- HEXA6 = ARINC 600 CONNECTOR
- MATERIAL CODE: \_\_\_\_\_
- A = ALUMINIUM ALLOY
- PLATING CODE: \_\_\_\_\_
- B = CADMIUM OLIVE DRAB TO SAE-AMS-QQ-P416
- C = ELECTROLESS NICKEL TO SAE-AMS-MIL-C-26074
- OUTLET STYLE \_\_\_\_\_
- 90 = 90 DEGREE
- ORDER NUMBER \_\_\_\_\_
- 02 = SIZE 2 (CAVITIES A, B AND C)
- FERRULE QUANTITY CODE - SEE ORDER INFORMATION TABLES \_\_\_\_\_
- 2 = TINEL CLAMPING NUT \_\_\_\_\_
- DS = DRILLED STAR - OPTIONAL - SEE NOTE 1 \_\_\_\_\_

## APPLICATION

- The adaptor is designed to be mounted on the following connectors:

ARINC 600 SIZE 2, Manufactured by Tyco Electronics / AMP, ITT Cannon and Radiall.

- It is qualified to the Raychem specification RB-110.
- The adaptor is principally designed for a wire bundle requiring an outer braid termination but can also accept Raychem heat shrink moulded parts over a jacketed cable where strain relief is required – see illustration on sheet 4.

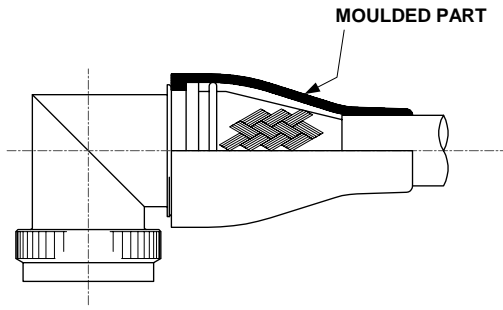
© 2006 Tyco Electronics Corporation. All rights reserved.

<b>tyco</b> <i>Electronics</i>	Tyco Electronics Corporation 300 Constitution Drive, Menlo Park, CA. 94025, U.S.A.	<i>Raychem</i>	TITLE: <b>HEXASHIELD ADAPTOR FOR ARINC 600                  CONNECTOR–SIZE 2–SHELL CAVITIES A,                  B AND C TINEL CLAMPING NUT</b>			
UNLESS OTHERWISE SPECIFIED DIMENSIONS ARE IN MILLIMETERS. INCH DIMENSIONS ARE SHOWN IN BRACKETS		Tyco Electronics reserves the right to amend this drawing at any time. Users should evaluate the suitability of the product for their application.		DOCUMENT NO. <b>HEXA6-AY-90-02-AYY-2-YY</b>		
DRAWN : IRT	DATE: JULY, 2006	CAGE CODE: 06090	DCR # D060136	File: 87008/A6-2-2	SCALE: None	SHEET: 3 OF 4

If this document is printed it becomes uncontrolled. Check for the latest revision.

# SPECIFICATION CONTROL DRAWING

REV: B	DCR: D060136	DATE: JULY 26, 2006
-----------	-----------------	------------------------



- Use in conjunction with the ferrules HET-A-0XX, which are purchased separately. Refer to individual HET-A-0XX specification control drawing (SCD) for relevant selection details.

### **INSTALLATION**

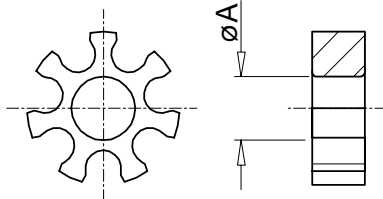
- See Installation Procedure RPIP-696-01 for assembly
- See Installation Procedure RPIP-696-00 for cable termination

### **PACKAGING**

- All components are supplied in a plastic bag and all bags are packaged in a box.

### **NOTES!**

1. The Drilled Star option referred to in the Ordering Information and illustrated below, allows unshielded wires to pass through the assembly. When -DS is ordered, **all** stars that allow this modification will be supplied. This option is **not** available with the Star that holds 11 ferrules.

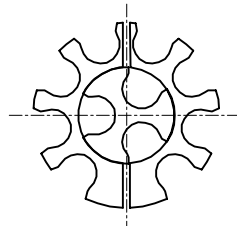


FERRULE QTY	A7	A9
$\phi A$ MAX	9.0	12.0
	[0.35"]	[0.47"]

2. Where the ferrule quantities required are standard, the Stars on Body Assemblies items 4 and 5 - are also standard. If the optional quantity is selected then 2 Stars from Body Assembly 5 will be supplied - one "split" and the other one standard. See below for illustration.

EXAMPLE: FERRULE QUANTITY CODE -A11

-A11 = -A8 SPLIT STAR + -A3 STANDARD STAR



3. The Cavity Plug Assemblies will be supplied in place of Body Assemblies according to the Ferrule Quantity Code ordered. Items 7 can be positioned at either Cavity A or B.

4. Assembly is to be permanently marked with Code Identity Number and Part Number.  
(e.g. 06090 HEXA6-AB-00-02-A25-2)

© 2006 Tyco Electronics Corporation. All rights reserved.

<b>tyco</b> <i>Electronics</i>	Tyco Electronics Corporation 300 Constitution Drive, Menlo Park, CA. 94025, U.S.A.	<i>Raychem</i>	<b>TITLE: HEXASHIELD ADAPTOR FOR ARINC 600 CONNECTOR-SIZE 2-SHELL CAVITIES A, B AND C TINEL CLAMPING NUT</b>			
UNLESS OTHERWISE SPECIFIED DIMENSIONS ARE IN MILLIMETERS. INCH DIMENSIONS ARE SHOWN IN BRACKETS		Tyco Electronics reserves the right to amend this drawing at any time. Users should evaluate the suitability of the product for their application.		DOCUMENT NO. <b>HEXA6-AY-90-02-AYY-2-YY</b>		
DRAWN : IRT	DATE: JULY, 2006	CAGE CODE: 06090	DCR # D060136	File: 87008/A6-2-2	SCALE: None	SHEET: 4 OF 4

If this document is printed it becomes uncontrolled. Check for the latest revision.