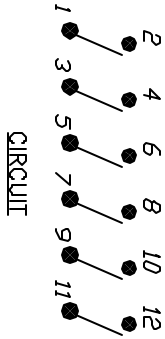


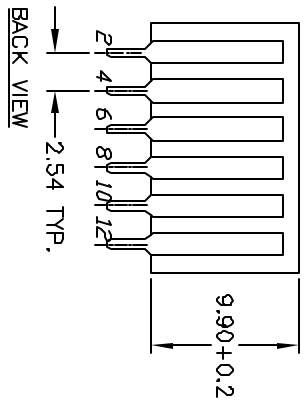
RECOMMENDED P.C.B. LAYOUT



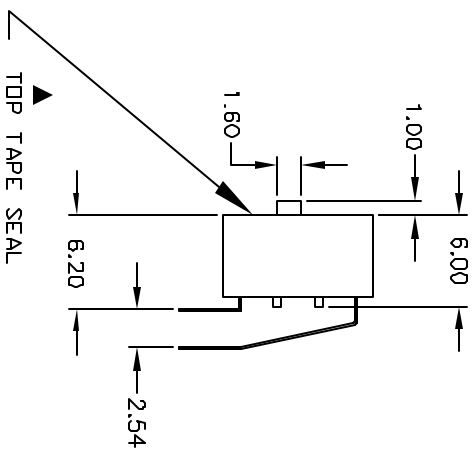
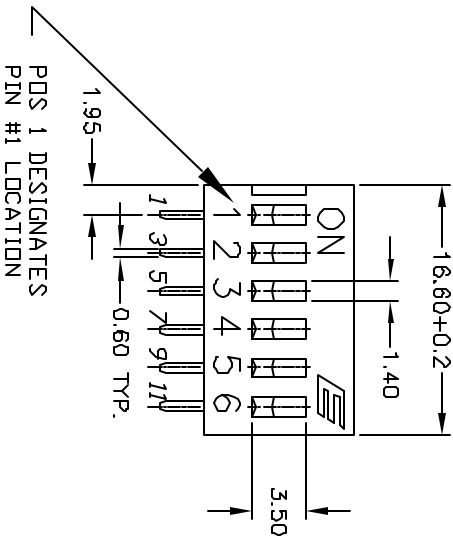
CIRCUIT

NOTES:

1. ALL DIMENSIONS IN MM
2. GENERAL TOLERANCE: X,X=±0.4
X,XX=±0.25
3. TERM. NOS. FOR REFERENCE ONLY.
4. CONTACT RATINGS: 25mA @24VDC.
5. MATERIAL (TERMINALS/CONTACTS):
PHOSPHOR BRONZE w/GOLD PLATE OVER
NICKEL PLATE
6. INSULATION RESISTANCE:
100MEGA-OHMS MIN @500VDC
7. CONTACT RESISTANCE (INITIAL):
50MILLI-OHMS @2-4VDC @100mA
8. OPERATING FORCE: 1000GF MAX.
9. TRAVEL: 2MM TYPICAL
10. PACKAGED: DISPENSING TUBES
WITH ALL POLES IN THE "OFF" POSITION.
11. TOP TAPE SEAL FOR FLUX WASH
12. ▲ DENOTES CRITICAL PARAMETER.



BACK VIEW



▲ TOP TAPE SEAL

REV.	ECN No.	DESCRIPTION	DATE	CHKD
A	13310	RELEASED FOR PRODUCTION	7/23/03	AR

TITLE		KAS2106ET		
SCALE	DATE	DR	DWG	REV
2:1	7/23/03	AR	N321061	A



THE INFORMATION CONTAINED IN THIS DOCUMENT IS PROPRIETARY TO E-SWITCH AND IS NOT TO BE COPIED OR TRANSFERRED