THIS DRAWING IS UNPUBLISHED. RELEASED FOR PUBLICATION -,- .
© COPYRIGHT - BY TYCO ELECTRONICS CORPORATION. ALL RIGHTS RESERVED.

LOC	DIST
H	—

REVISIONS

P	LTR	DESCRIPTION	DATE	DWN	APVD
	G	ECR-06-012362	23-03-06	B.M.	J.B.
	H	ECR-07-006575	13-08-07	BSV	MKO

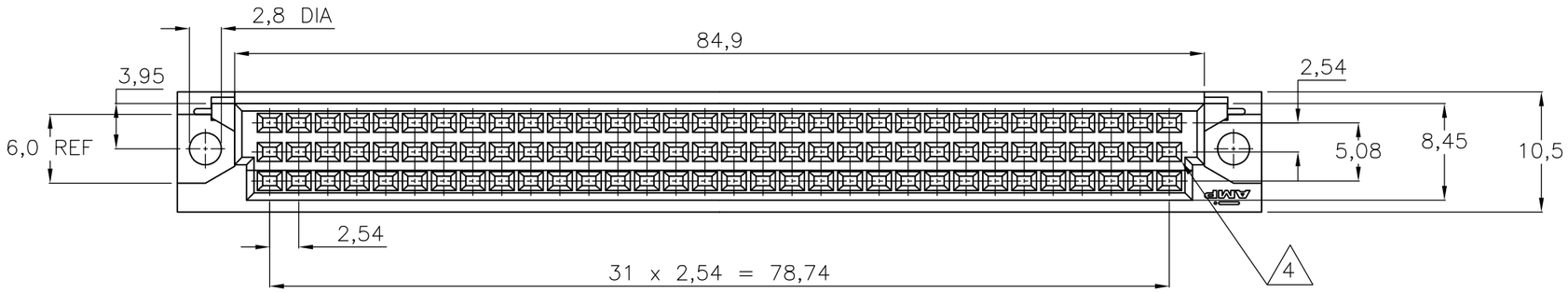

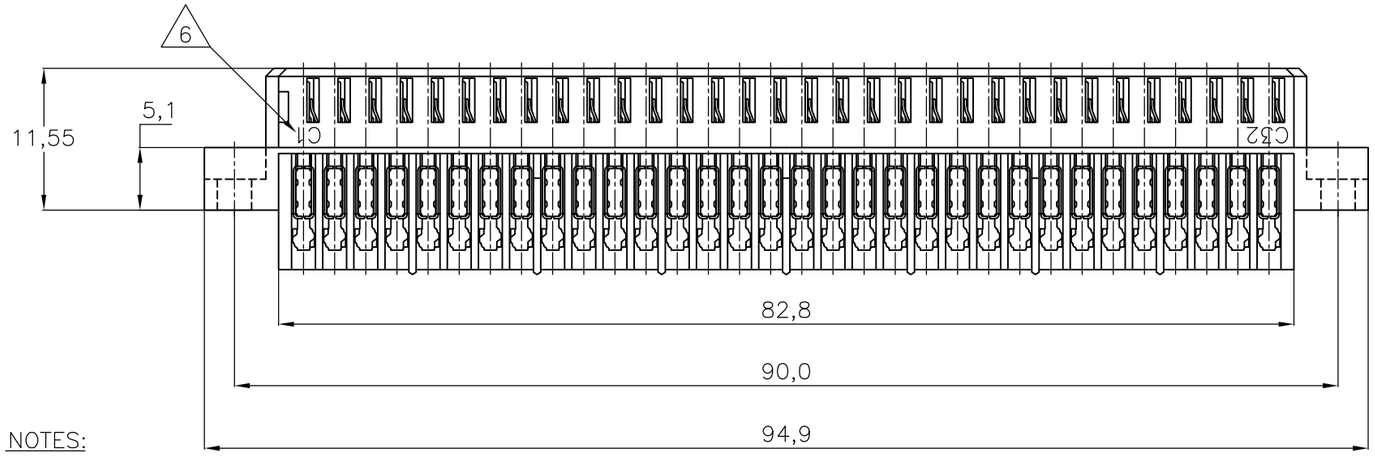

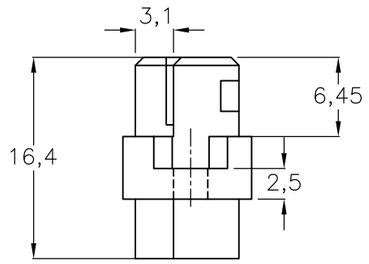

ROW	
a	X X X X X X X X X X X X X X X X X X X X X X X X X X X X X X X X
b	X X X X X X X X X X X X X X X X X X X X X X X X X X X X X X X X
c	X X X X X X X X X X X X X X X X X X X X X X X X X X X X X X X X
P.O. S	32 31 30 29 28 27 26 25 24 23 22 21 20 19 18 17 16 15 14 13 12 11 10 9 8 7 6 5 4 3 2 1

AN ASTERISK ,,X'' DENOTES A CONTACT.

NOTES:

1. MATERIAL :
   - HOUSING : GLASSFILLED POLYESTER
     COLOUR : GRAY
   - CONTACTS: PHOSPHORBRONZE
2. PLATING CONTACT :
   - -1 : 2,0 µm Au OVER 1,25 µm Ni AT CONTACT AREA. REMAINDER TIN PLATING.
   - -2 : SAME AS -1 ONLY 0,8 µm Au.
   - -3 : SAME AS -1 ONLY 1,25 µm Au.
   - -4 : SAME AS -1.
   - -5 : SAME AS -2.
   - -6 : SAME AS -3.
3. COVER 826196 CAN BE USED.
4. AFTER CRIMPING THE CONTACTS IN ROW b, ASSEMBLE THE SINGLE ROW CONN. ASS'Y AND DUAL ROW CONN. ASS'Y ON TO EACH OTHER.
5. CONNECTOR KIT ASS'Y 167259- AS DELIVERED CONSIST OF A 32 POS. SINGLE ROW CONN. ASS'Y AND A 2x32 POS. DUAL ROW CONN. ASS'Y.
6. PRINTED CAVITY-NUMBER FOR P/N -1,-2,-3, AS SHOWN, ON REAR SIDE a1 AND a32. FOR P/N -4,-5,-6 CAVITY NUMBERS PRINTED INVERSED.
7. CONNECTOR PRINTED WITH PARTNUMBER 167259.

WIRE RANGE : AWG 30-26
INSULATION RANGE : 1,2 MAX. DIA.

FINISH	MATERIAL	PARTNUMBER
SUPERSEDED BY 167259-5	SEE NOTE 2	SEE NOTE 1	~~167259-6~~
		167259-5
SUPERSEDED BY 167259-5		~~167259-4~~
SUPERSEDED BY 167259-5		~~167259-3~~
SUPERSEDED BY 167259-5		~~167259-2~~
SUPERSEDED BY 167259-5		~~167259-1~~

THIS DRAWING IS A CONTROLLED DOCUMENT.

DIMENSIONS: mm

TOLERANCES UNLESS OTHERWISE SPECIFIED:
0 PLC ± -
1 PLC ± -
2 PLC ± -
3 PLC ± -
4 PLC ± -
ANGLES ± -

MATERIAL -
FINISH -

DWN J.Gibbels 07-11-95
CHK R.v.Lokven -
APVD R.Smeets -
PRODUCT SPEC —
APPLICATION SPEC —
WEIGHT —

Tyco Electronics
Tyco Electronics Nederland BV
's-Hertogenbosch, Netherlands

NAME
96 POS. BACK PANEL
M.T. CONNECTOR

SIZE	CAGE CODE	DRAWING NO	RESTRICTED TO
A3	00779	C-167259	—

CUSTOMER DRAWING
SCALE NTS
SHEET 1 OF 1
REV H