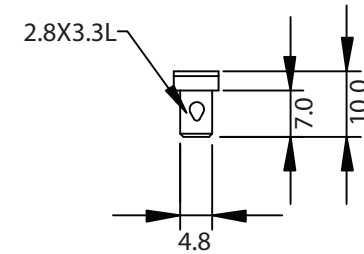
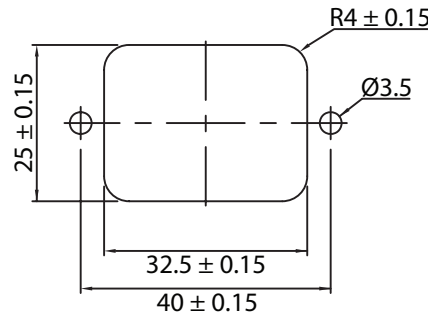
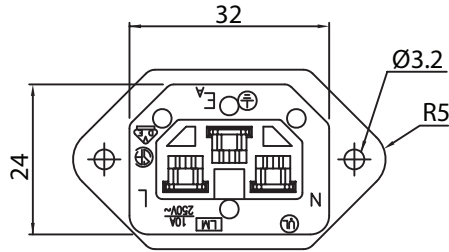
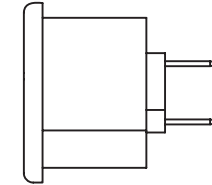
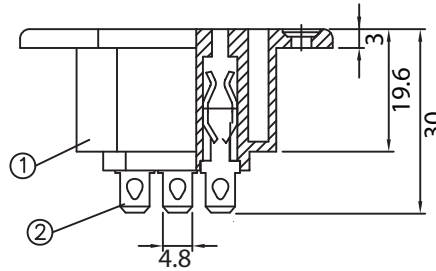
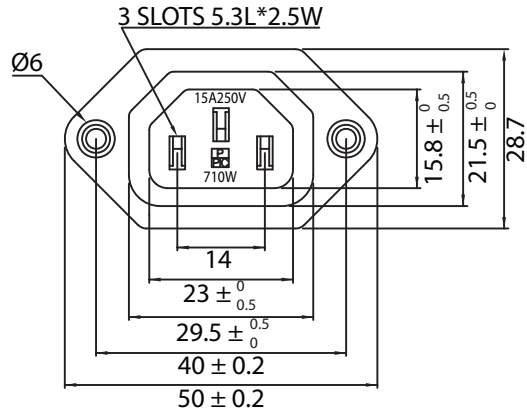


THESE DRAWINGS ARE THE PROPERTY OF QUALTEK ELECTRONICS AND NOT TO BE REPRODUCED FOR OR COMMUNICATED TO A THIRD PARTY WITHOUT THE EXPRESS WRITTEN PERMISSION OF AN OFFICER OF QUALTEK ELECTRONICS.

REVISION			
REV.	DESCRIPTION	DATE	APPROVED
B	RoHS Compliancy	06-01-06	DP
C	Graphics Update	03-20-08	DP



**CONTROLLED**

NOTES:

MATERIAL:

HOUSING: THERMOPLASTIC  
TERMINAL: COPPER ALLOY

RATING:

UL, CSA: 15A 250V AC  
VDE: 10A 250V AC

INSULATION RESISTANCE: OVER 100 OHM 500V DC

DIELECTRIC STRENGTH: 2000V AC ONE MINUTE

APPROVALS: UL, CSA, VDE

RoHS COMPLIANT

2	Soldering PIN Brass Strip t=0.8mm Tin-Plated	3	
1	Body Insulator PBT Black Color	1	
Dim range (mm)		Tolerance +/- (mm)	<b>Qualtek Electronics Corp.</b> <b>PPC DIVISION</b> Part Number: <b>710W-00/02</b> <span style="border: 1px solid green; padding: 2px;">RoHS Compliant</span>
0-1	0.15	Description: <b>AC RECEPTACLE</b>	
1-6	0.20		UNIT: mm
6-18	0.30		REV. C
18-50	0.50		
50-120	0.70	Drawn / Date	Checked / Date
120-250	0.90	B. ZHANG 04-12-02	04-12-02
250-500	1.20		Approved / Date JH / 04-12-02