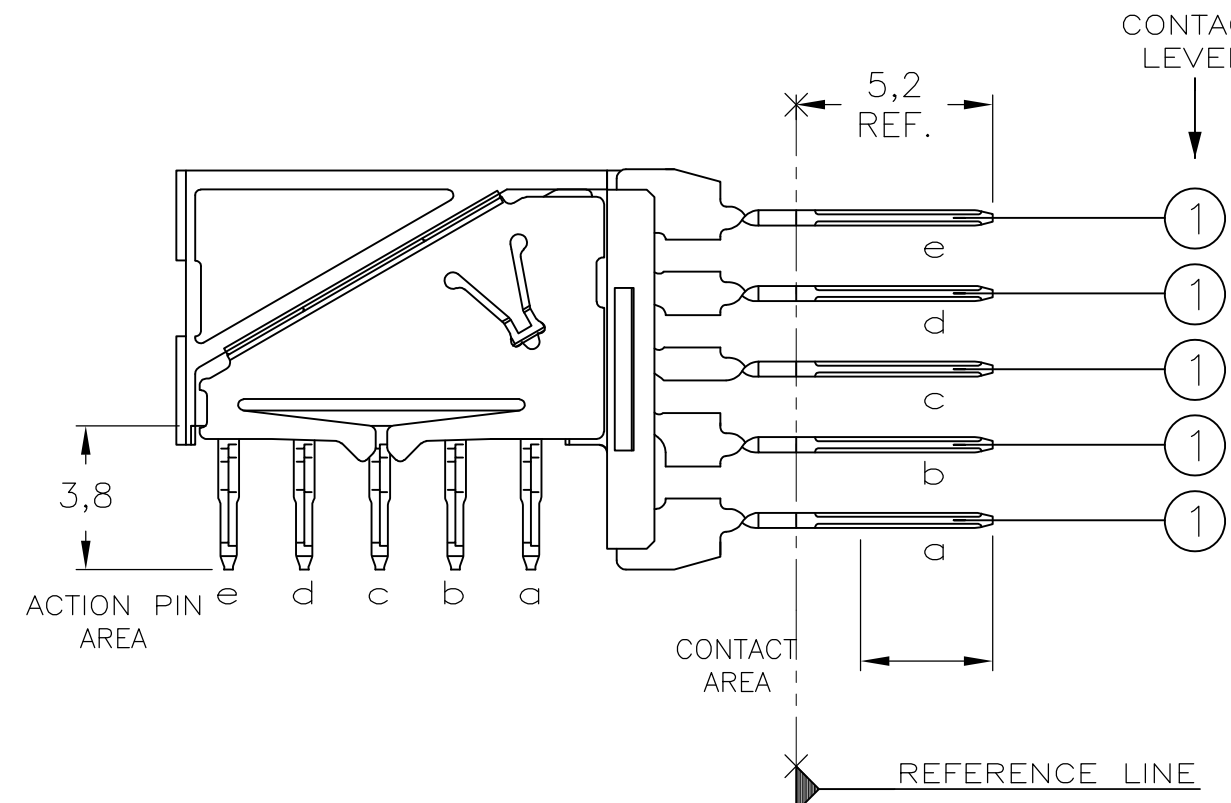
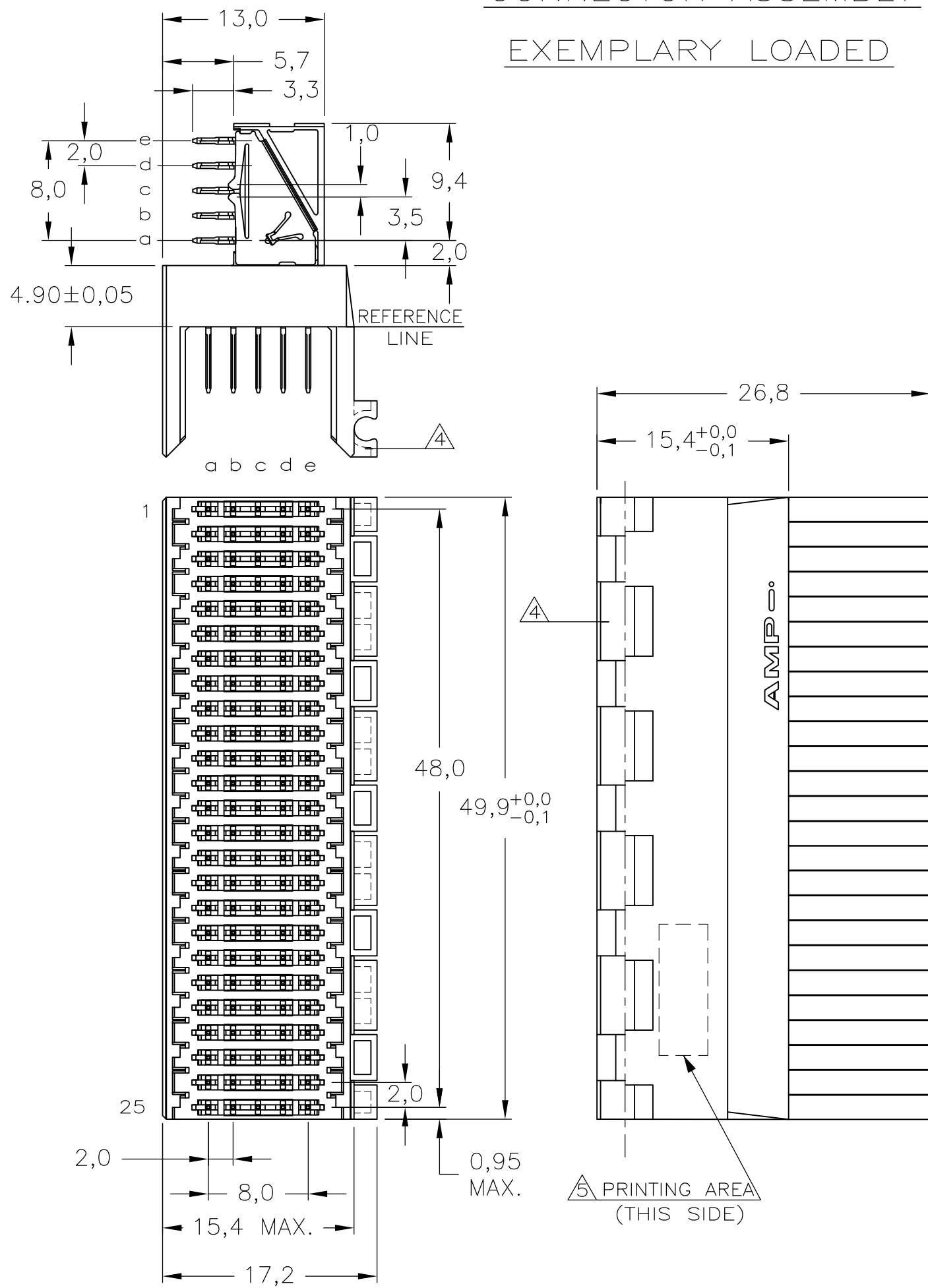


THIS DRAWING IS UNPUBLISHED. RELEASED FOR PUBLICATION  
 © COPYRIGHT BY TYCO ELECTRONICS CORPORATION. ALL RIGHTS RESERVED.

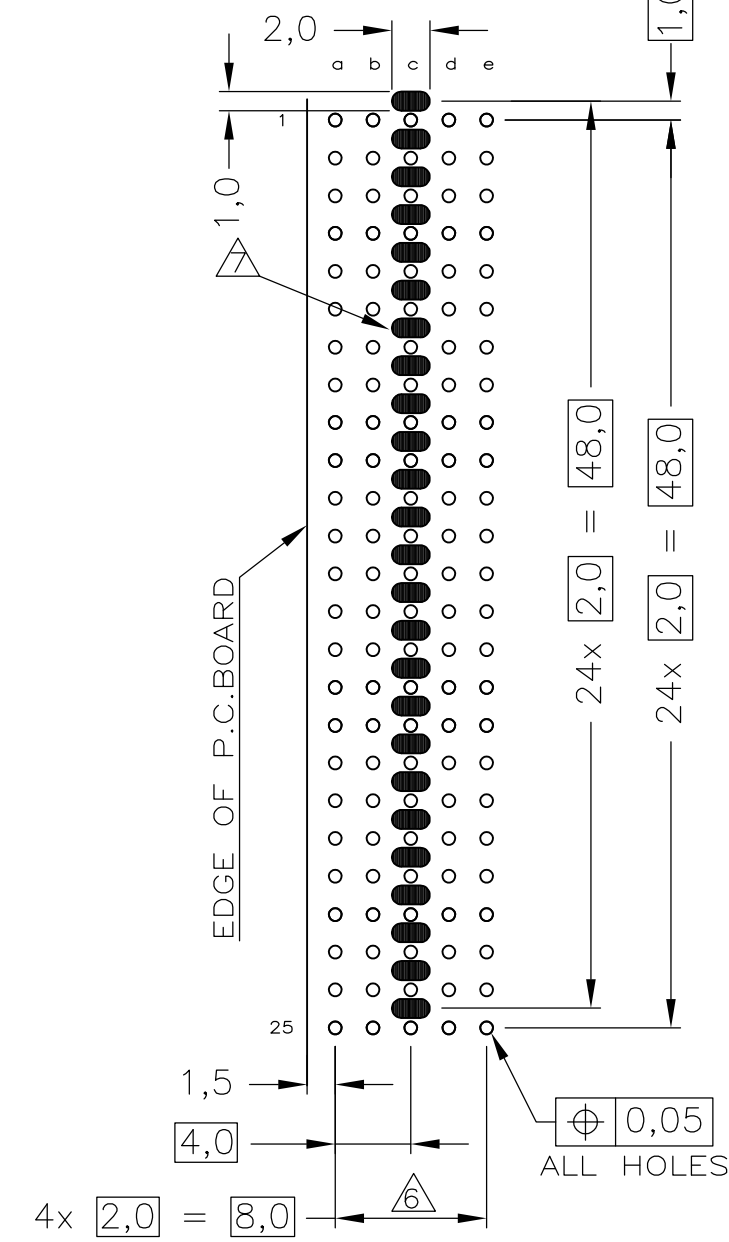
### CONTACT DIMENSIONS

LOC	DIST	REVISIONS			
P	LTR	DESCRIPTION	DATE	DWN	APVD
C		ECR-06-026577	14-11-06	BSV	BM
D		ECR-10-018652	10SEP10	JS	MQW

### CONNECTOR ASSEMBLY EXEMPLARY LOADED



### RECOMMENDED PCB-HOLE LAY-OUT COMPONENT SIDE SHOWN



### CONTACT LAYOUT

	a	b	c	d	e
1	1	1	1	1	1
2	1	1	1	1	1
3	1	1	1	1	1
4	1	1	1	1	1
5	1	1	1	1	1
6	1	1	1	1	1
7	1	1	1	1	1
8	1	1	1	1	1
9	1	1	1	1	1
10	1	1	1	1	1
11	1	1	1	1	1
12	1	1	1	1	1
13	1	1	1	1	1
14	1	1	1	1	1
15	1	1	1	1	1
16	1	1	1	1	1
17	1	1	1	1	1
18	1	1	1	1	1
19	1	1	1	1	1
20	1	1	1	1	1
21	1	1	1	1	1
22	1	1	1	1	1
23	1	1	1	1	1
24	1	1	1	1	1
25	1	1	1	1	1

P.C.B. HOLE DIM. ACTION PIN  
FOR DETAILS SEE  
APPLICATION SPECIFICATION

#### NOTES:

- 1 MATERIAL HOUSING : GREY GLASSFILLED POLYESTER  
UL-RATING V0
- CONTACT : PHOSPHORBRONZE
- REDUCED CROSS-TALK SHIELD: PHOSPHORBRONZE
- GENERAL CONTACT PLATING SPECIFICATION: UNDERPLATING (ENTIRE CONTACT):  
1,27µm NICKEL MIN. AND ACTION PIN: 0,5µm TIN MIN.  
FOR PLATING OF MATING SURFACES SEE APPLICABLE SPECIFICATION  
REFERENCE FOR EACH DASH NUMBER.  
REDUCED CROSS-TALK SHIELD PLATING: GOLD FLASH OVER 1,27µm NICKEL MIN.
- CONFORMS TO ALL TESTING ACCORDING IEC 61076-4-101  
PERFORMANCE LEVEL 2.
- CONNECTOR ASSEMBLY WITH LATCH HINGE FOR CABLE CONNECTOR.
- CONNECTOR PRINTED WITH PARTNUMBER AND DATECODE
- PLATED-THROUGH HOLES AT 2x2mm SQUARE GRID.
- PLATED SPOT ONLY ON COMPONENT SIDE, FORMING ONE CONTACT  
WITH PLATED THROUGH HOLES OF ROW C

CONTACT FINISH	1-5352272-1
PART NUMBER	5352272-1

THIS DRAWING IS A CONTROLLED DOCUMENT.		DWN 23AUG2004 K.N.KIRAN	Tyco Electronics Corporation s-HertogenBosch, Netherlands,	
DIMENSIONS: mm		CHK 23DEC2004 B.MOOIJ	NAME	
TOLERANCES UNLESS OTHERWISE SPECIFIED:		APVD 23DEC2004 B.MOOIJ	Z-PACK 2mm HM TYPE B	
0 PLC ± -		PRODUCT SPEC	125 POS. RIGHT ANGLE MALE CONNECTOR	
1 PLC ± -		APPLICATION SPEC	WITH REDUCED CROSS-TALK SHIELDS	
2 PLC ± - ±0.2		108-19082	SIZE	CAGE CODE
3 PLC ± -		114-19029	A2	00779
4 PLC ± -		WEIGHT	DRAWING NO	
ANGLES ± -		-	C=5352272	
FINISH		CUSTOMER DRAWING	RESTRICTED TO	-
		SCALE 5:1	SHEET 1 OF 1	REV D