



## Key Features

- Compact size
- 2.4 - 2.5GHz operation

## General Description

The Siretta 2.4GHz PCB antenna is based on an efficiently tuned PCB element that is matched and embedded to work with a wide variety of RF modules operating on the 2.4GHz ISM band frequency.

Popular in Bluetooth, Zigbee and WLAN embedded applications, the antenna allows users a longer working range than a standard on board chip antenna which is offered on many modules. Connected via an Ipex (UFL compatible) connector and 100mm cable the antenna PCB measures just 45 x 10mm ensuring a compact design which can be discreetly fitted in many of today's products where space is at a premium.

## Key Specifications - Electrical

Operating temperature range:	-20 to +65°C
Impedance:	50 ohm
Gain:	2.6dBi
VSWR:	<1.6:1
Voltage and supply current:	Passive
Operating frequency:	2.4 - 2.5GHz
Polarization:	Vertical
Radiating element and wave:	¼ wave dipole

## Key Specifications - Mechanical

Dimensions:	45mm x 10mm x 1mm (without cable)
Cable:	100mm x 1.13mm coax
Connector:	Ipex (UFL compatible)

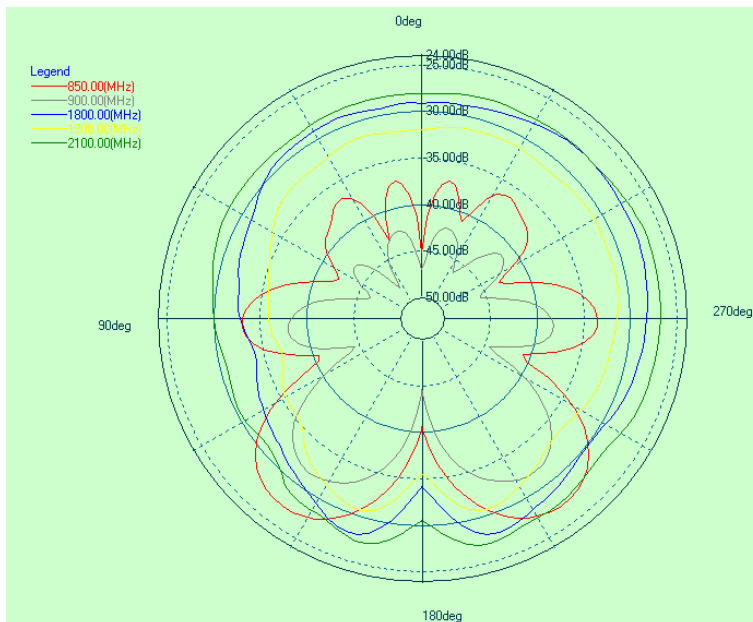
Rev 1.2

## Gain

### WiFi

2400MHz	-20.48dBi
2500MHz	-21.45dBi

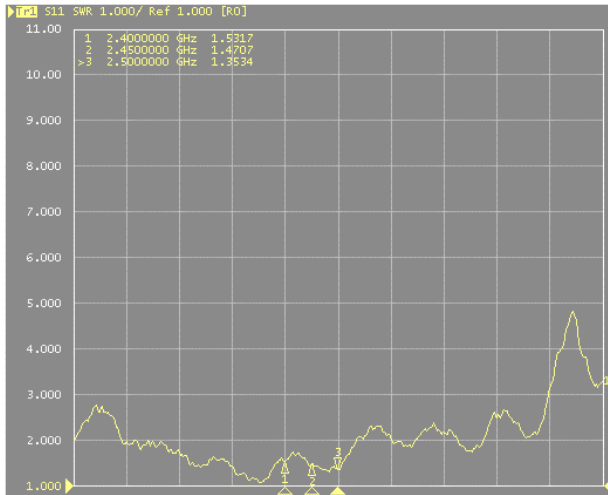
## Gain vs. Frequency Graph



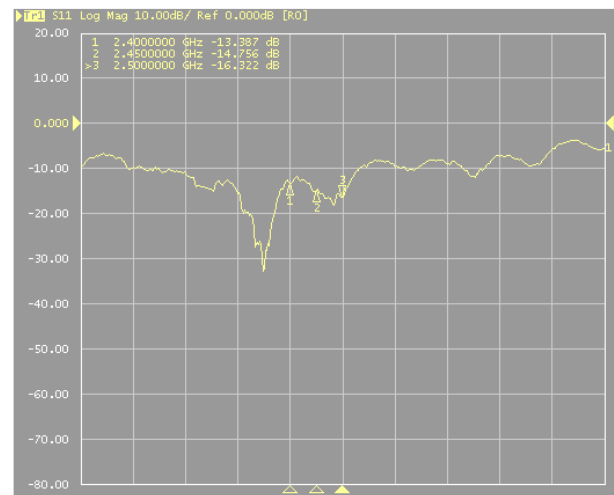
**UL Tested (Basingstoke, UK)**  
Part: ECHO11/0.1M/IPEX/S/S/12

## Test Reports

### VSWR



### Return Loss



## Ordering Details:

Part Number	Description
ECHO11/0.1M/IPEX/S/S/12	WiFi PCB Antenna, 100mm Cable, UFL Connector