SULLINS ELECTRONICS CORP

SAN MARCOS, CA 760-744-0125 FAX 760-744-6081

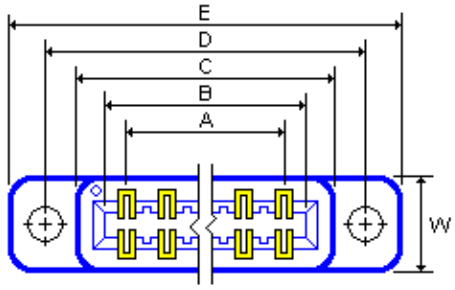

HAIRPIN BELLOWS CONTACTS

E = 3.335+-.020 [84.71+-0.51]
D = 3.075+-.010 [78.11+-0.25]
C = 2.760+-.015 [70.10+-0.38]
B = 2.600+-.008 [66.04+-0.20]
A = 2.400+-.008 [60.96+-0.20]

W = 0.370 [9.40]

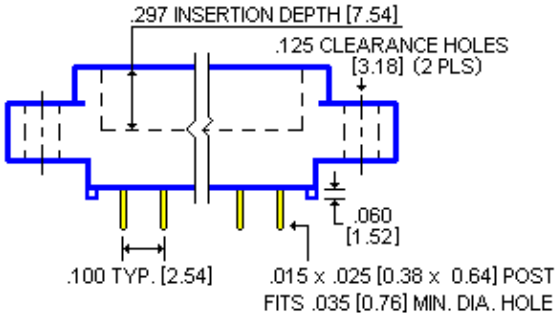

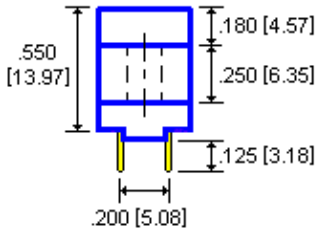

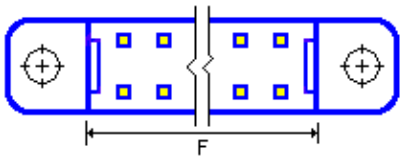

bsp MARKING:
bsp 3 ... 47 49
bsp 4 ... 48 50
bsp
bsp
F = 2.650+-.015 [67.31+-0.38]

1.0 SPECIFICATIONS FOR A DUAL 25/50 POSITION EDGECARD CONNECTOR
2.0 INSULATION MATERIAL: THERMOPLASTIC POLYESTER
3.0 CONTACT MATERIAL: CA510 PHOSPHOR BRONZE GRADE C
4.0 TEMPERATURE: TO 125 DEGREES C CONTINUOUS
5.0 PLATING: .000010" GOLD ON CONTACT SURFACE, .000100" TIN ON TAILS, .000050" NICKEL UNDERPLATE
6.0 VOLTAGE RATING: 600 VDC MINIMUM AT SEA LEVEL
7.0 UL FLAMMABILITY RATING: 94V-0
8.0 CURRENT RATING: 3 AMPERES
9.0 VOLTAGE DROP: 30 MILLIVOLTS AT RATED CURRENT
10.0 INSULATION RESISTANCE: 5,000 MEGA OHMS
11.0 IDENTIFICATION: PART TO BE MARKED WITH PART NUMBER AND DATE CODE
12.0 BOARD THICKNESS ACCOMMODATED: .054 INCH TO .070 INCH
13.0 INSERTION FORCE: 16 OZ MAX PER CONTACT PAIR USING .062 INCH BLADE
14.0 WITHDRAWAL FORCE: 1 OZ MIN PER CONTACT PAIR USING .054 INCH BLADE
15.0 SPECIFICATIONS SUBJECT TO CHANGE WITHOUT NOTICE
16.0 TOLERANCE: +-.010 INCH UNLESS OTHERWISE NOTED
17.0 NOT DRAWN TO SCALE

SULLINS PART NUMBER: EZC25DCWH **DATE: 3-9-04**

Print PDF