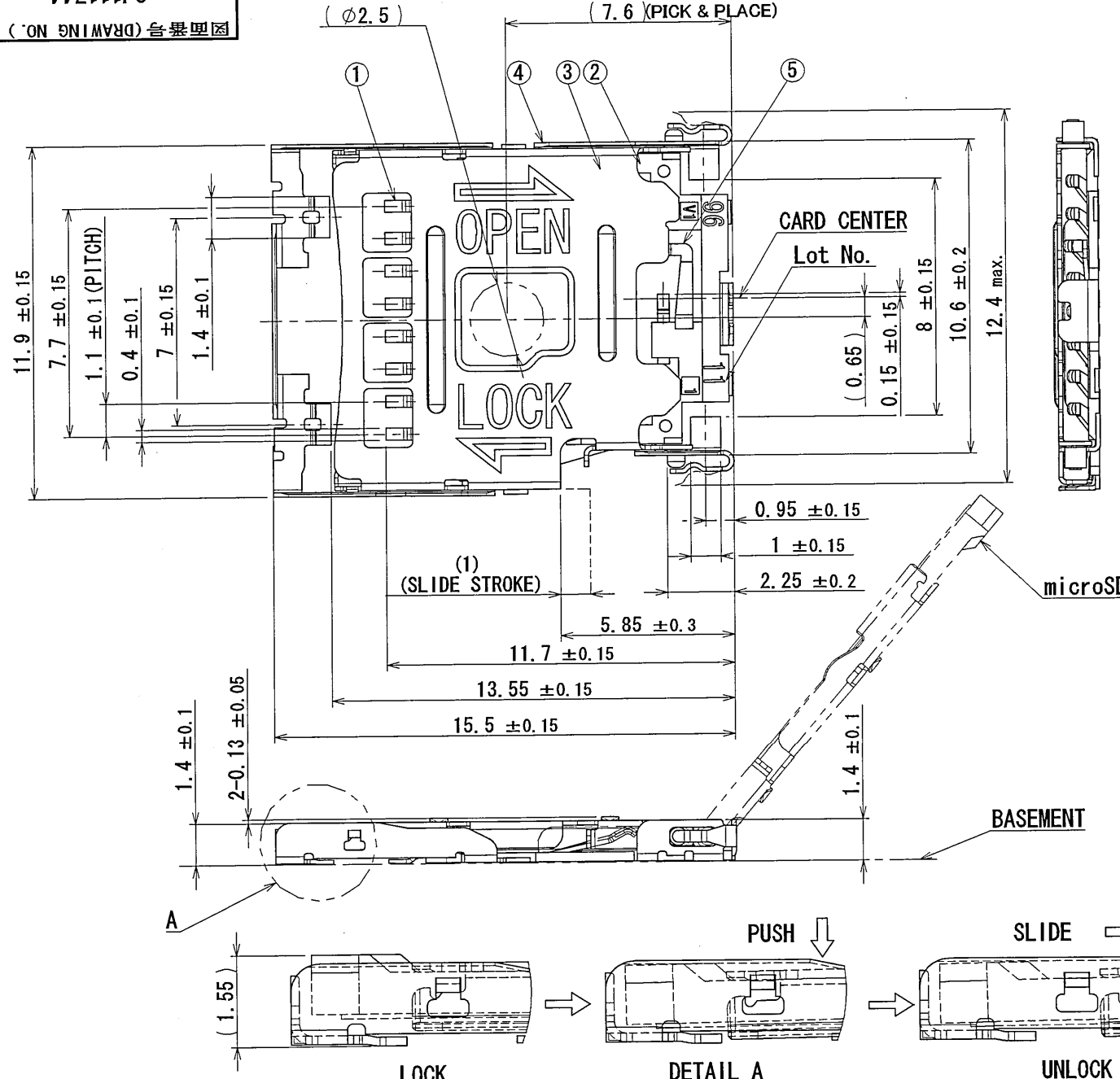
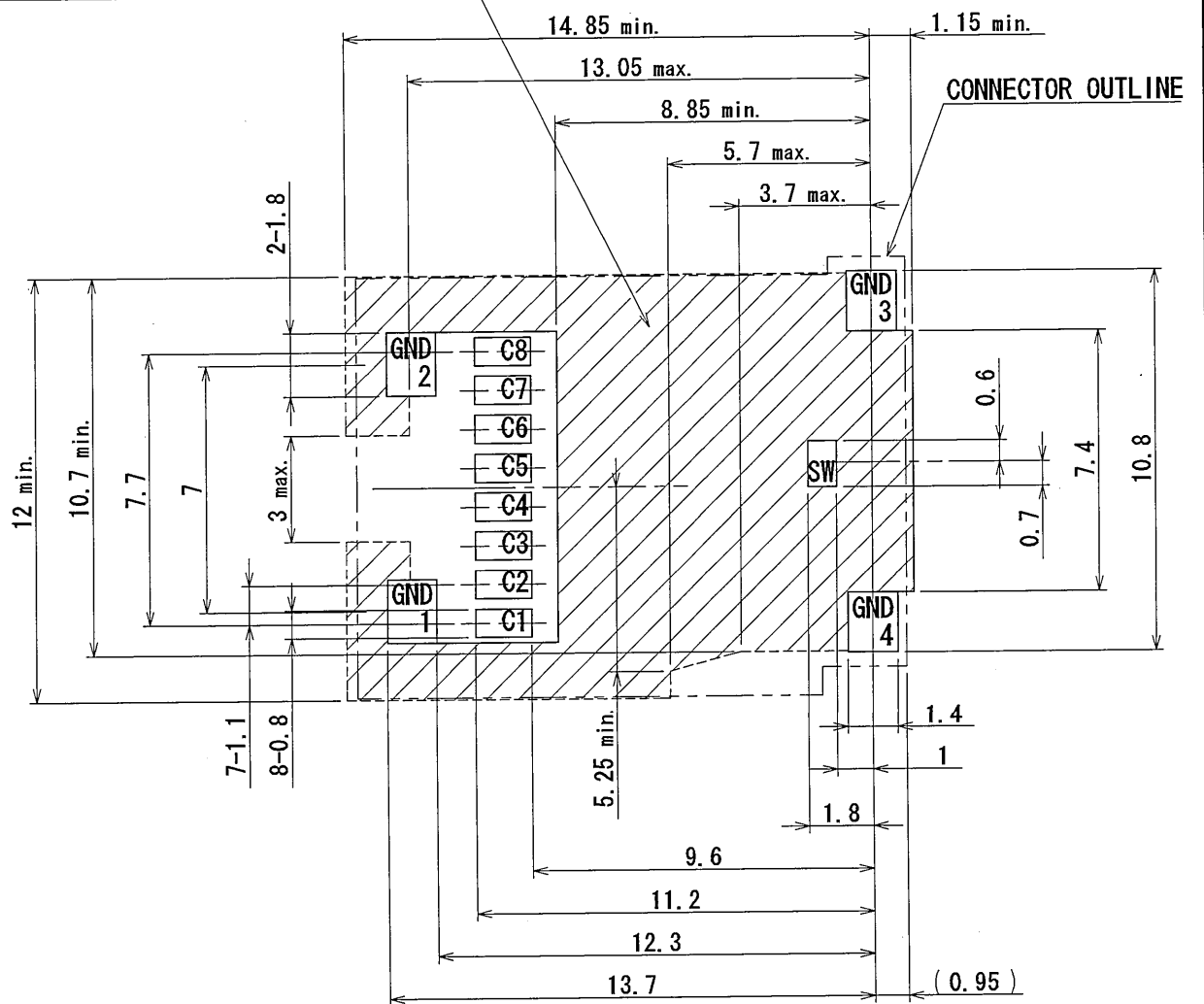


SJ11744
(ON 9N1MVA) (DRAWING NO.)

版数 REV.	年月日 DATE	DCN NO.	変更内容 DESCRIPTION	製図 DR.	担当 CHK.	査閲 APPD.	承認 APPD.
---------	----------	---------	------------------	--------	---------	----------	----------



HATCHED IS LIMITED COMPONENTS AREA.
REFER TO JACS-10580-* FOR THE DETAIL.



APPLICABLE PWB DIMENTION (REF.)

TABLE 2 CIRCUIT

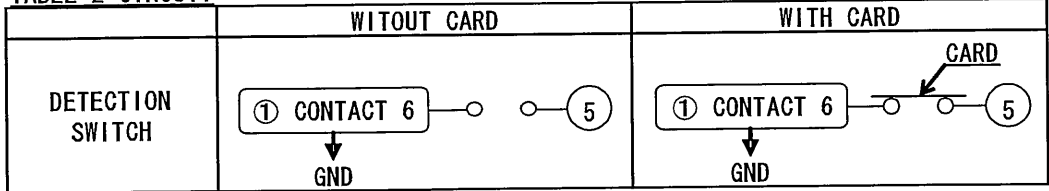


TABLE 1

	CONTACTING AREA (CARD SIDE)	TERMINAL AREA (PWB SIDE)
CONTACT ①	Au(0.5um min.) OVER Ni(1.5um min.)	Au(0.03um min.) OVER Ni(1.5um min.)
GROUND-FRAME ④	-	Au(0.03um min.) OVER Ni(1.5um min.)
DETECTION SWITCH ⑤	Au(0.5um min.) OVER Ni(1.5um min.)	Au(0.03um min.) OVER Ni(1.5um min.)

NOTE 1. COPLANARITY BETWEEN TERMINAL AND HOLD DOWN SHOULD BE 0.1mm MAX.

符号 NO.	名称 DESCRIPTION	個数 QTY	材料 MATERIAL	仕上 FINISH	備考 REMARKS
5	DETECTION SWITCH	1	COPPER ALLOY	Au OVER Ni (TABLE 1)	NOMAL OPEN
4	GROUND-FRAME	1	COPPER ALLOY	Au OVER Ni (TABLE 1)	-
3	COVER	1	STAINLESS	-	-
2	INSULATOR	1	GLASS FILLED LCP	-	-
1	CONTACT	6	COPPER ALLOY	Au OVER Ni (TABLE 1)	-

仕様書 (SPECIFICATION) JACS-10580 JABL-10580	第1版 (ORIGINAL DATE) 14/JAN/2011	尺度 (SCALE) 5:1	シリーズ (SERIES) ST1
製図 DR.	担当 CHK. M. SHIMADA	名称 (TITLE) ST1W008S4T	
一般公差 (GENERAL TOLERANCE) 寸法 (DIMENSION) × ±0.8 ×× ±0.4 ××× ±0.1 ×××× ±	角度 (ANGLES) ×° ± ×°' ±	質量 (MASS)	
図面番号 (DRAWING NO.) SJ11744		版数 (REV.) 1	

DCF-C-212E (05.08)

