

Housing - HC-B 6-TMB-100/O1STM20S-EEE - 1460362

Please be informed that the data shown in this PDF Document is generated from our Online Catalog. Please find the complete data in the user's documentation. Our General Terms of Use for Downloads are valid (<http://download.phoenixcontact.com>)



HEAVYCON ADVANCE B6 sleeve housing, with bayonet locking (Allen screw), salt water resistant aluminum, height: 100 mm, with 1 x M20 thread, lateral cable outlet, without surface; conductive seal (EMC properties)



Key commercial data

Packing unit	1 PCE
Catalog page	Page 568 (PC-2011)
GTIN	 4 046356 592611
Custom tariff number	85389099
Country of origin	GERMANY

Technical data

General data

Note	For contact inserts HC-B6, BB10, DD24, M
Design	B6
Height	100 mm
Housing type	Sleeve housings
Locking type	Bayonet locking
Fixing screws	M6
No. of cable exits	1
Cable exit	Lateral
Screw connection	None
Type of the screw connection	1x M20
Ambient temperature (operation)	-40 °C ... 125 °C

Housing - HC-B 6-TMB-100/O1STM20S-EEE - 1460362

Technical data

General data

Housing material	Die-cast aluminum, salt water resistant
Housing surface material	Uncoated
Seal material	NBR, conductive
Material lock	High-grade steel
Connection	If insulating powder coating is present on the control cabinet panel, it should be removed from the profile gasket area in order to ensure optimum shielding.

Classifications

ETIM

ETIM 4.0	EC000437
ETIM 5.0	EC000437

UNSPSC

UNSPSC 11	31261502
UNSPSC 12.01	31261502
UNSPSC 13.2	31261502
UNSPSC 6.01	31261502
UNSPSC 7.0901	31261502

eCl@ss

eCl@ss 4.0	27140816
eCl@ss 4.1	27140816
eCl@ss 5.0	27143424
eCl@ss 5.1	27143424
eCl@ss 6.0	27143424
eCl@ss 7.0	27440209

Accessories

Accessories

Assembly

Mounting flange - HC-B-BF - 1604641



Panel mounting flange for HEAVYCON ADVANCE TMB housing with bayonet locking

Housing - HC-B 6-TMB-100/O1STM20S-EEE - 1460362

Accessories

Mounting flange - HC-B-BF-SET - 1604654



Bayonet mounting flange set, consisting of 2 mounting flanges with 4 self-tapping Torx® head screws and 4 fan-type spacers

Tools

Screwdriver - SF-BIT-HEXB 5-89 - 1208911



Screw bit, hexagonal with ball head, E6.3-1/4" drive, size: Hex 5 x 89 mm, hardened, suitable for holder according to DIN 3126-F 6.3/ISO 1173

Screwdriver - SF-M BH - 1212070



Bit screwdriver, with 1/4" quick-action chuck, handle length 119 mm, 2-component handle, with non-slip grip, suitable for bits according to DIN 3126-C 6.3 and E 6.3/ISO 1173, magnetic

Protective covers - HC-B 6-TMB-SD-IP65 - 1690930



HEAVYCON ADVANCE IP65 protective cover B6, with bayonet locking, with retaining cord, diameter of retaining cord eyelet 3 mm

Cable gland - HC-K-KV-M20(8-13) - 1690626



Plastic screw connection up to 5 bar, thread length: 8 mm, cable diameter: 8 - 13 mm, WAF 24, screw connection: M20

Housing - HC-B 6-TMB-100/O1STM20S-EEE - 1460362

Accessories

Cable gland - HC-M-KV-M20(9-13) - 1690561



Metal screw connection up to 5 bar, thread length: 6 mm, cable diameter: 9 - 13 mm, WAF 22, screw connection: M20

Cable gland - HC-M-KV-M20(11-16) - 1645998



Metal screw connection up to 5 bar, thread length: 6 mm, cable diameter: 11 - 16 mm, WAF 27, screw connection: M20

Cable gland - HC-EMV-KV-M20(7-12,5) - 1690503



EMC screw connection up to 5 bar, thread length: 5 mm, cable diameter: 7.0 - 12.5 mm, WAF 24, screw connection: M20

Cable gland - HC-M-KV-M20(1ASI) - 1584017

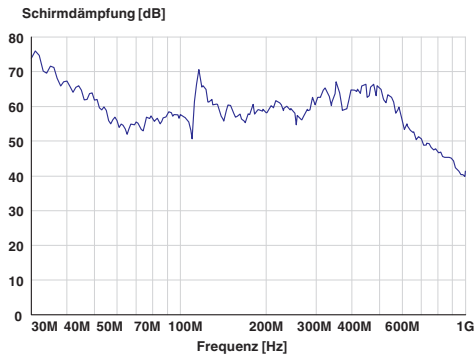


Metal screw connection for an AS-Interface flat-ribbon conductor, thread type M20

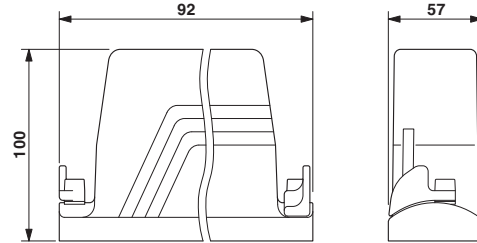
Drawings

Housing - HC-B 6-TMB-100/O1STM20S-EEE - 1460362

Diagram



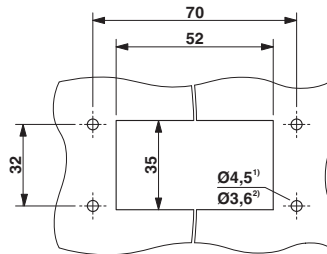
Dimensioned drawing



Dimensional drawing

Shield attenuation

Dimensioned drawing



Mounting cutout

¹⁾ when M4 screws are used

²⁾ when self-tapping Torx® screws are used (Torx® 20, M4)