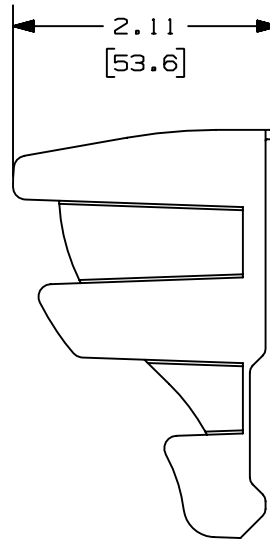
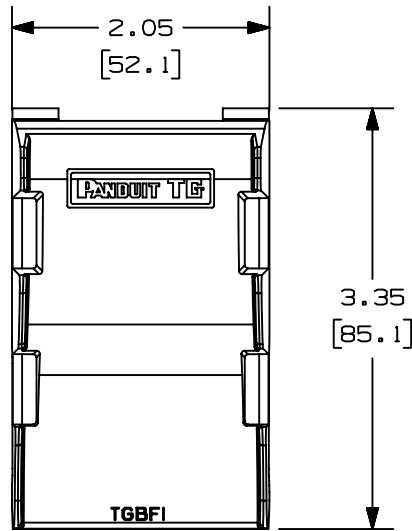


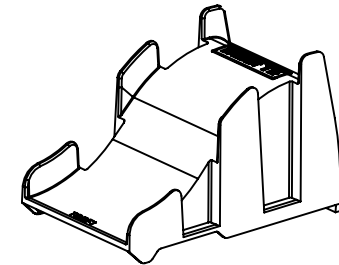
THIS COPY IS PROVIDED ON A RESTRICTED BASIS AND IS NOT TO BE USED IN ANY WAY DETRIMENTAL TO THE INTERESTS OF PANDUIT CORP.



PANDUIT P/N	WEIGHT
TGBFI	.06 LB/EACH (28g /EACH)

NOTES:

1. SEE CURRENT CATALOG FOR ADDITIONAL PART SUFFIXES TO INDICATE COLOR AND/OR PACKAGE QUANTITY.
2. DIMENSIONS IN PARENTHESIS ARE IN METRIC.



CAD FILENAME/LAYERS		D37788BD_DC_TGBFI_05A.PRT	
PANDUIT		CORP. TINLEY PARK, ILLINOIS	
TG BACKFEED FITTING		INSERT (TGBFI)	
CUSTOMER DRAWING		UNLESS OTHERWISE SPECIFIED, DIMENSIONAL TOLERANCES ARE: (.X) ± (.XXX) ± (.XX) ± .03 (.8) ANGLES ±	
UNLESS OTHERWISE SPECIFIED, DIMENSIONAL TOLERANCES ARE: (.X) ± (.XXX) ± (.XX) ± .03 (.8) ANGLES ±		UNLESS OTHERWISE SPECIFIED, ALL DIMENSIONS ARE GIVEN IN INCHES, THIRD ANGLE PROJECTION.	
DRAWN BY REWE	MAT'L: PVC	SCALE NONE	
DATE 04-18-01		DRAWING NO. 37788-09	DWG A
CHK'D PM			SIZE

REV	DATE	BY	CHK	DESCRIPTION	ECN - R	CUST	SUP
R	04-18-01	REWE	PM	RELEASED TO PRODUCTION	37788-09	RGRO	RGRO