THIS DRAWING IS UNPUBLISHED. RELEASED FOR PUBLICATION -,- .
© COPYRIGHT - BY TYCO ELECTRONICS CORPORATION. ALL RIGHTS RESERVED.

LOC	DIST
AD	47

REVISIONS

P	LTR	DESCRIPTION	DATE	DWN	APVD
	02	REVISED PER ECO-07-024655	10APR08	DH	DD

1. HOUSING: HIGH TEMPERATURE THERMOPLASTIC, COLOR NATURAL.
   PIN CONTACTS: PHOSPHOR BRONZE.
   GROUND BUSSES: PHOSPHOR BRONZE.
2. CONTACTS & GROUND BUSES: 0.00076(.000030) MIN. GOLD PER ASTM B 488 ON CONTACT AREA, 0.00254–0.00762(.000100–.000300) MATTE TIN PER ASTM B 545 ON SOLDER TAIL, ALL OVER 0.00127–0.00254(.000050–.000100) MATTE NICKEL PER SAE AMS-QQ-N-290 ON ENTIRE CONTACT.
3. DATE CODE MARKED IN AREA INDICATED.
4. ONE GROUND BUS WITH 4 TAILS PER EACH 20 PIN CONTACTS.

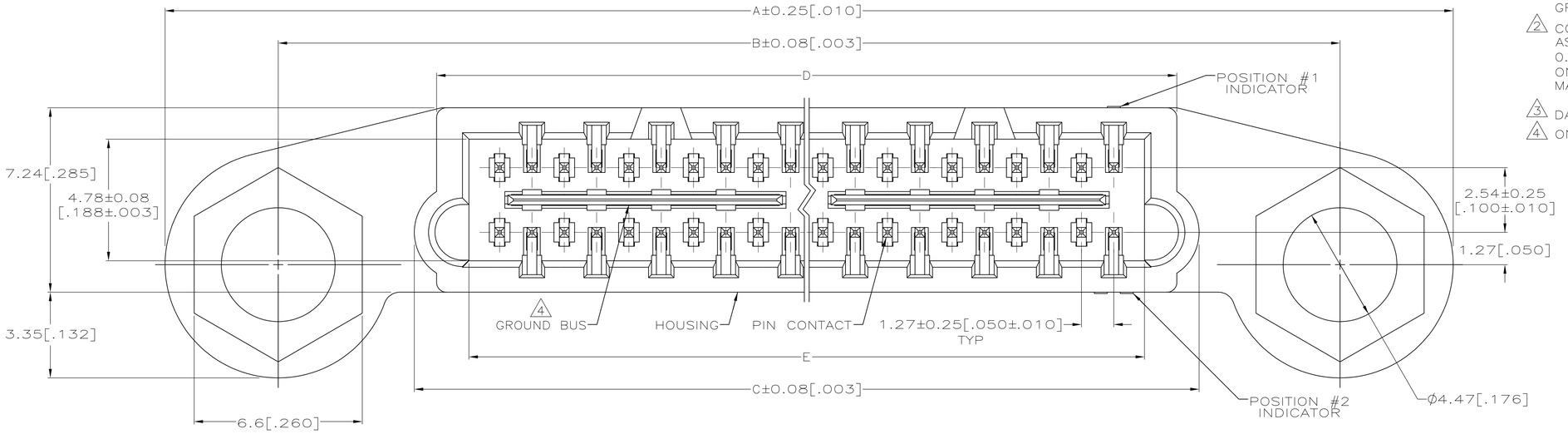

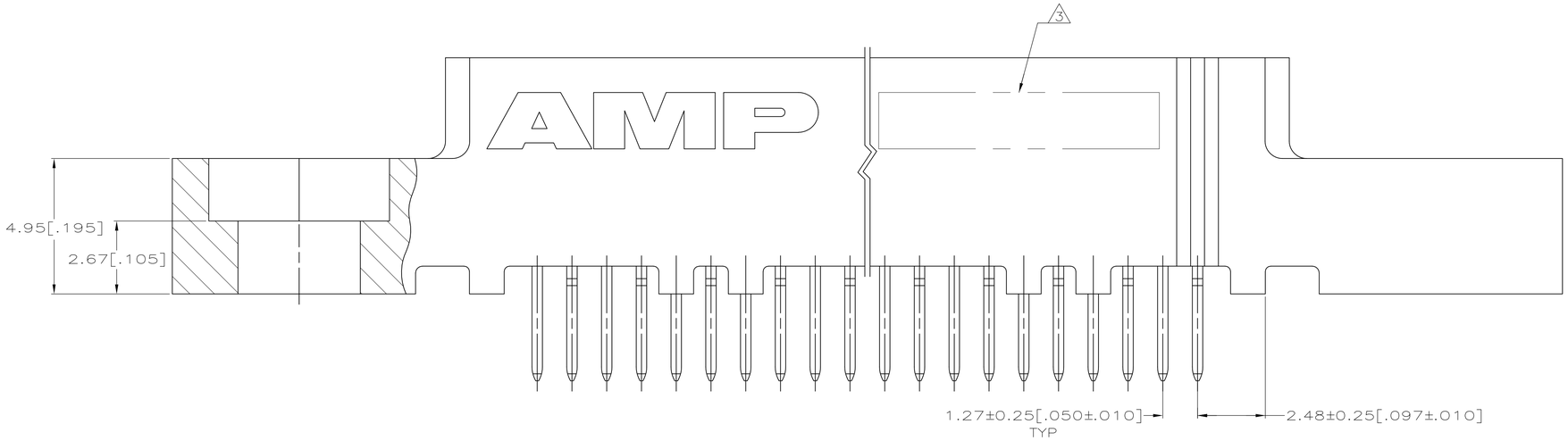

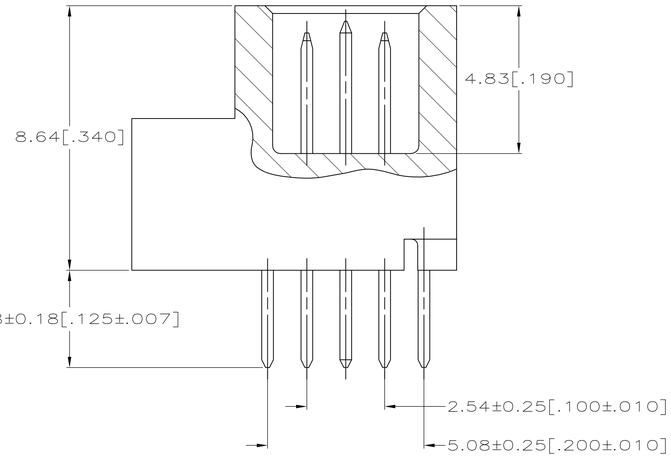

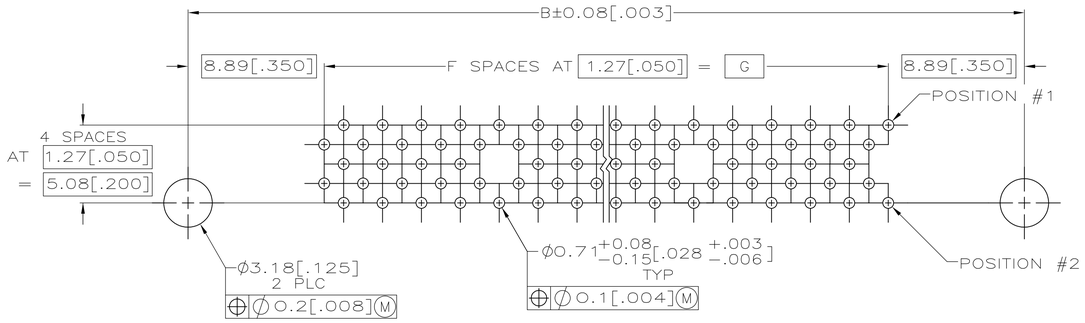

RECOMMENDED PC BOARD HOLE LAYOUT
(VIEWED FROM CONNECTOR SIDE)
SCALE 5:1

	G	F	E	D	C	B	A	NO OF POS	PART NUMBER
OBSOLETE	125.73[4.950]	99	128.22[5.048]	130.68[5.145]	132.44[5.214]	143.51[5.650]	152.4[6.000]	200	5536303-4
	100.33[3.950]	79	102.82[4.048]	105.28[4.145]	107.04[4.214]	118.11[4.650]	127[5.000]	160	5536303-2
	87.63[3.450]	69	90.12[3.548]	92.58[3.645]	94.34[3.714]	105.41[4.150]	114.3[4.500]	140	5536303-1

THIS DRAWING IS A CONTROLLED DOCUMENT.

DIMENSIONS: mm [INCHES]

TOLERANCES UNLESS OTHERWISE SPECIFIED:
0 PLC ± –
1 PLC ± –
2 PLC ± –
3 PLC ± 0.13[.005]
4 PLC ± –
ANGLES ± –

MATERIAL 1
FINISH 2

DWN G. ATTADIA 01-19-05
CHK D. DIXON 01-19-05
APVD D. DIXON 01-19-05
PRODUCT SPEC 108-1272
APPLICATION SPEC –
WEIGHT –

Tyco Electronics
Tyco Electronics Corporation
Harrisburg, PA 17105-3608

NAME: PLUG ASSEMBLY WITH GUIDES, VERTICAL, .125 SOLDER TAIL, BOARD TO BOARD, MICROSTRIP

SIZE	CAGE CODE	DRAWING NO	RESTRICTED TO
A1	00779	C-5536303	–

CUSTOMER DRAWING | SCALE 10:1 | SHEET 1 OF 1 | REV 02