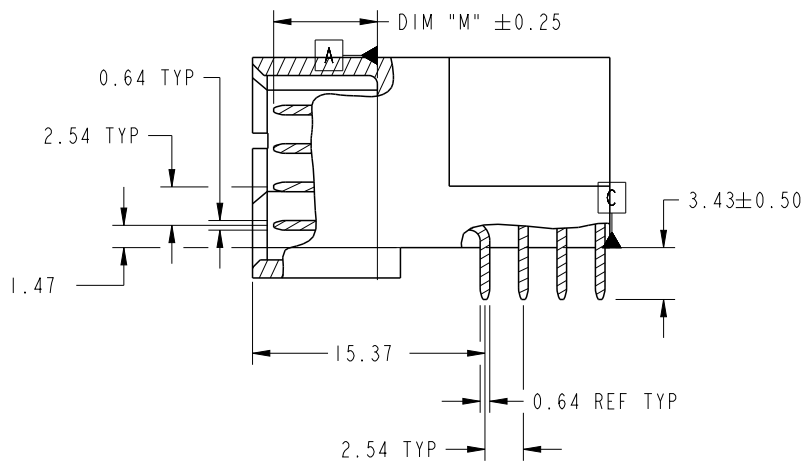
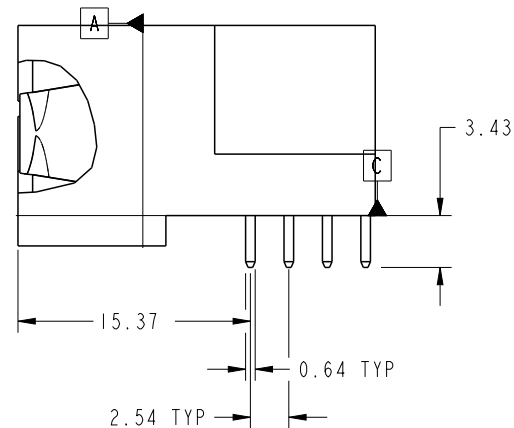


PRODUCT NUMBER

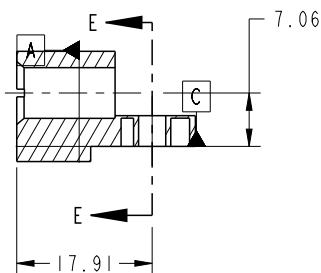
51939-803--
NOTE: 3



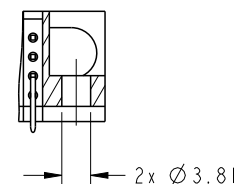
BROKEN-OUT SECTION A-A
SCALE 2:1



BROKEN-OUT SECTION B-B
SCALE 2:1



SECTION C-C

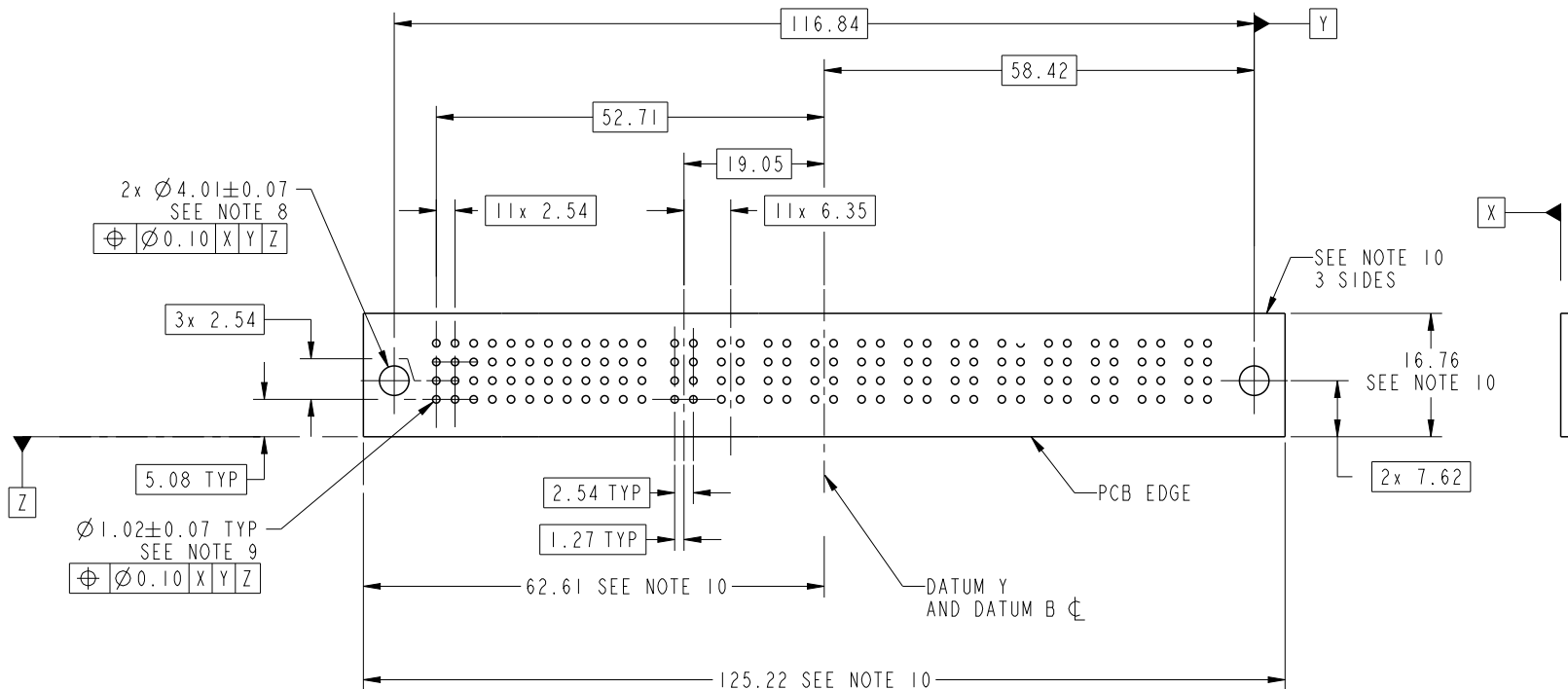


PARTIAL SECTION E-E

dr	Jackie Huang	2013/08/13	projection 	MM ←→	size	A4	scale	1:1
eng	De-Ming Lu	2014/04/02			ecn no	-		
chr	-	-			rel level	Released		
appr	Pei-Ming Zheng	2014/04/02	product family	PwrBlade				
	title	48S+12P RIGHT ANGLE STB HEADER		dwg no	51939-803		rev	A
www.fci.com	cat. no.	-	Product - Customer Drw		sheet 2 of 4			

PRODUCT NUMBER

51939-803__
NOTE: 3



RECOMMENDED PCB LAYOUT

dr	Jackie Huang	2013/08/13	projection 	MM ←→	size	A4	scale	1:1
eng	De-Ming Lu	2014/04/02			ecn no	-		
chr	-	-			rel level	Released		
appr	Pei-Ming Zheng	2014/04/02	product family	PwrBlade				
	title	48S+12P RIGHT ANGLE STB HEADER		dwg no	51939-803		rev	A
www.fci.com	cat. no.	-	Product - Customer Drw		sheet 3 of 4			



PRODUCT NUMBER

51939-803__
NOTE: 3

NOTES:

1. DIMENSIONS AND TOLERANCES ARE IN ACCORDANCE WITH ASME Y14.5M, 1994 UNLESS OTHERWISE SPECIFIED.

CONNECTOR NOTES:

- 2. HOUSING MATERIAL: UL 94 V-0 GLASS FILLED HIGH-TEMP THERMOPLASTIC
POWER CONTACT MATERIAL: COPPER ALLOY
SIGNAL PIN MATERIAL: COPPER ALLOY
- 3. SEE ITEM 1 & 2 IN PRINT 10064183 FOR PLATING SPEC OF 51939-803 AND 51939-803LF RESPECTIVELY.
- 4. MANUFACTURER'S NAME, DATE CODE AND OPTIONAL P/N TO APPEAR ON THIS SURFACE. THE MARK CAN BE OMITTED IF THERE IS NOT ENOUGH SPACE ON THIS SURFACE.
- 5. PRODUCT SPECIFICATION GS-12-149.
APPLICATION SPECIFICATION BUS-20-067.
- 6. PACKAGED IN TRAYS.

PCB NOTES:

- 7. ALL HOLE DIAMETERS ARE FINISHED HOLE SIZE.
- 8. MOUNTING HOLES, WHERE APPLICABLE, ARE UNPLATED.
- 9. $\varnothing 1.151 \pm 0.025$ DRILLED HOLES PLATED WITH 0.008 MIN SnPb OR Sn OVER 0.03 TO 0.08 Cu PLATING TO ACHIEVE $\varnothing 1.02 \pm 0.07$ HOLE.
- 10. CONNECTOR KEEP-OUT ZONE.



Copyright FCI.

dr	Jackie Huang	2013/08/13	projection 	MM 	size	A4	scale	1:1		
eng	De-Ming Lu	2014/04/02			ecn no	-				
chr	-	-			product family	PwrBlade	rel level	Released		
appr	Pei-Ming Zheng	2014/04/02			title	48S+12P	dwg no	51939-803	rev	A
www.fci.com		cat. no.	-	Product - Customer Drw			sheet 4 of 4			