

Contact insert - HC-Q05-I-CT-M - 1406538

Please be informed that the data shown in this PDF Document is generated from our Online Catalog. Please find the complete data in the user's documentation. Our General Terms of Use for Downloads are valid (<http://phoenixcontact.com/download>)



Contact insert, number of positions: 5+PE, size: D7, number of connections per position: 1, Pin, Crimp connection, 230/400 V, 24 A, 0.5 mm² ... 2.5 mm², application: Power



Key Commercial Data

Packing unit	1 STK
GTIN	
GTIN	4046356932363

Technical data

General

Note	for HC-D7 housing, CK2,5-ED crimp contacts (crimp contacts not included in scope of supply)
Connection method	Crimp connection
Number of connections per position	1
Degree of pollution	3
Overvoltage category	III
Number of positions	5+PE
Insertion/withdrawal cycles	≥ 500
Size	D7
Contact numbering	1 - 5
Conductor cross section	0.5 mm ² ... 2.5 mm ²
Connection cross section AWG	20 ... 14
Connection cross section PE contact	0.5 mm ² ... 2.5 mm ²
Connection cross section PE contact AWG	20 ... 14
Stripping length of the individual wire	7.5 mm
Assembly instructions	Connectors may be operated only when there is no load/voltage.

Ambient conditions

Contact insert - HC-Q05-I-CT-M - 1406538

Technical data

Ambient conditions

Ambient temperature (operation)	-40 °C ... 125 °C (including heating up of contacts)
---------------------------------	--

Material data

Seal material	NBR
Contact material	Copper alloy
Contact surface material	Ag (alternatively Au)
Contact carrier material	PC
Standards/regulations	PC: Fire protection in rail vehicles - requirement sets R22, R23, and R24 acc. to DIN EN 45545-2 (Risk level HL1 - HL3)

Electrical characteristics

Rated voltage for power contacts	230/400 V
Rated voltage (III/3)	230 V (Conductor-PE)
	400 V (Conductor-Conductor)
Rated surge voltage	4 kV
Rated current	24 A (power contacts)

Standards and Regulations

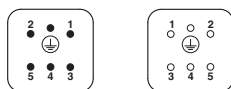
Flammability rating according to UL 94	V0
--	----

Environmental Product Compliance

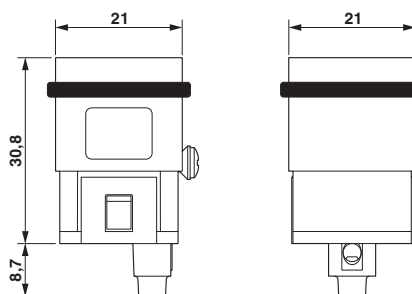
REACH SVHC	Lead 7439-92-1
China RoHS	Environmentally Friendly Use Period = 50
	For details about hazardous substances go to tab "Downloads", Category "Manufacturer's declaration"

Drawings

Schematic diagram



Dimensional drawing



Male insert

Approvals

Approvals

Contact insert - HC-Q05-I-CT-M - 1406538


Approvals

Approvals


UL Recognized / GL / EAC

Ex Approvals

Approval details

UL Recognized		http://database.ul.com/cgi-bin/XYV/template/LISEXT/1FRAME/index.htm	FILE E 118976
Nominal voltage UN	600 V		
Nominal current IN	24 A		
mm ² /AWG/kcmil	14		

GL		http://exchange.dnv.com/tari/	6196614 HH
----	---	---	------------

EAC			RU C- DE.AI30.B.01102
-----	---	--	--------------------------

Phoenix Contact 2018 © - all rights reserved
<http://www.phoenixcontact.com>

PHOENIX CONTACT GmbH & Co. KG
Flachsmarktstr. 8
32825 Blomberg
Germany
Tel. +49 5235 300
Fax +49 5235 3 41200
<http://www.phoenixcontact.com>