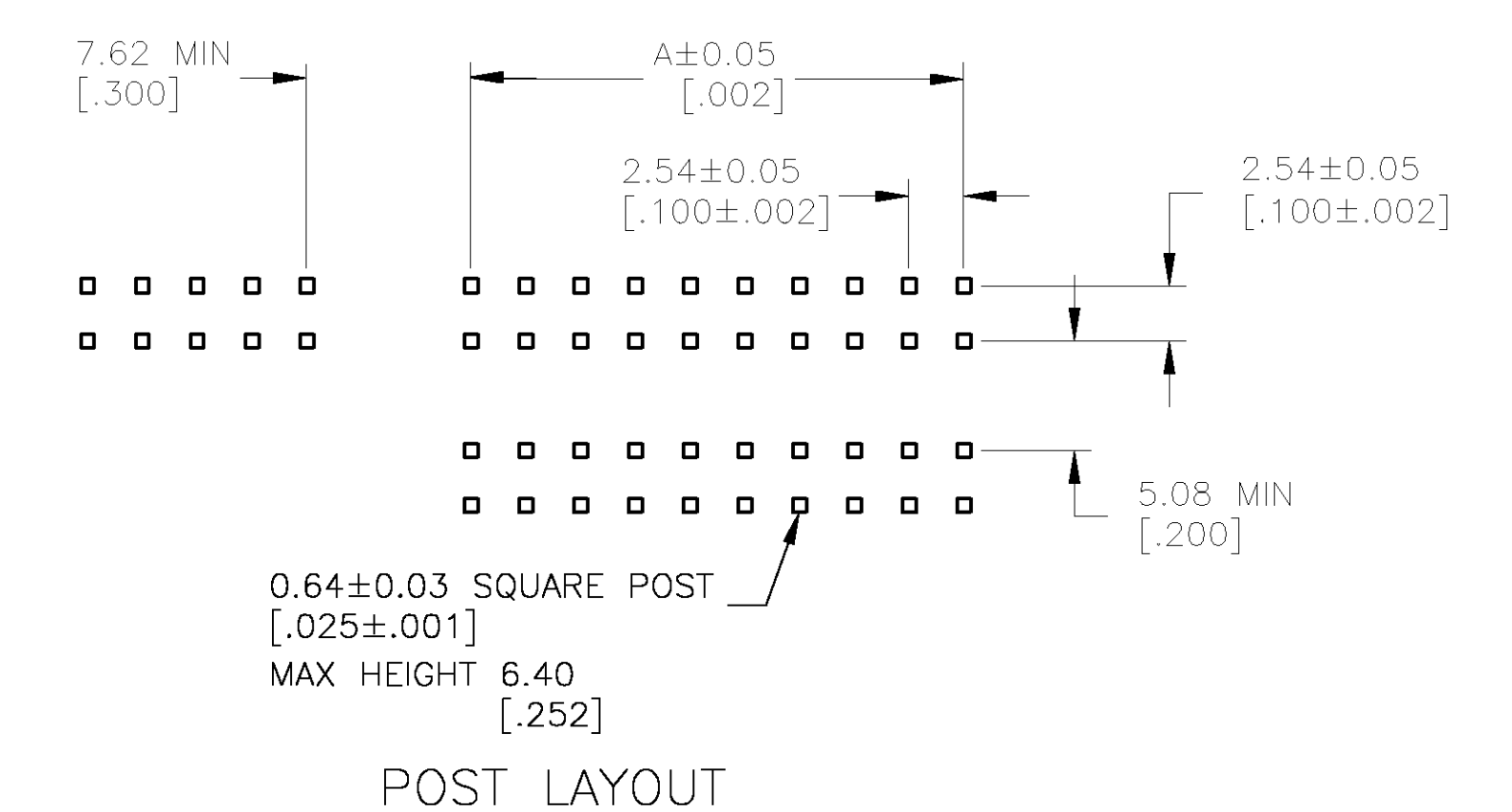
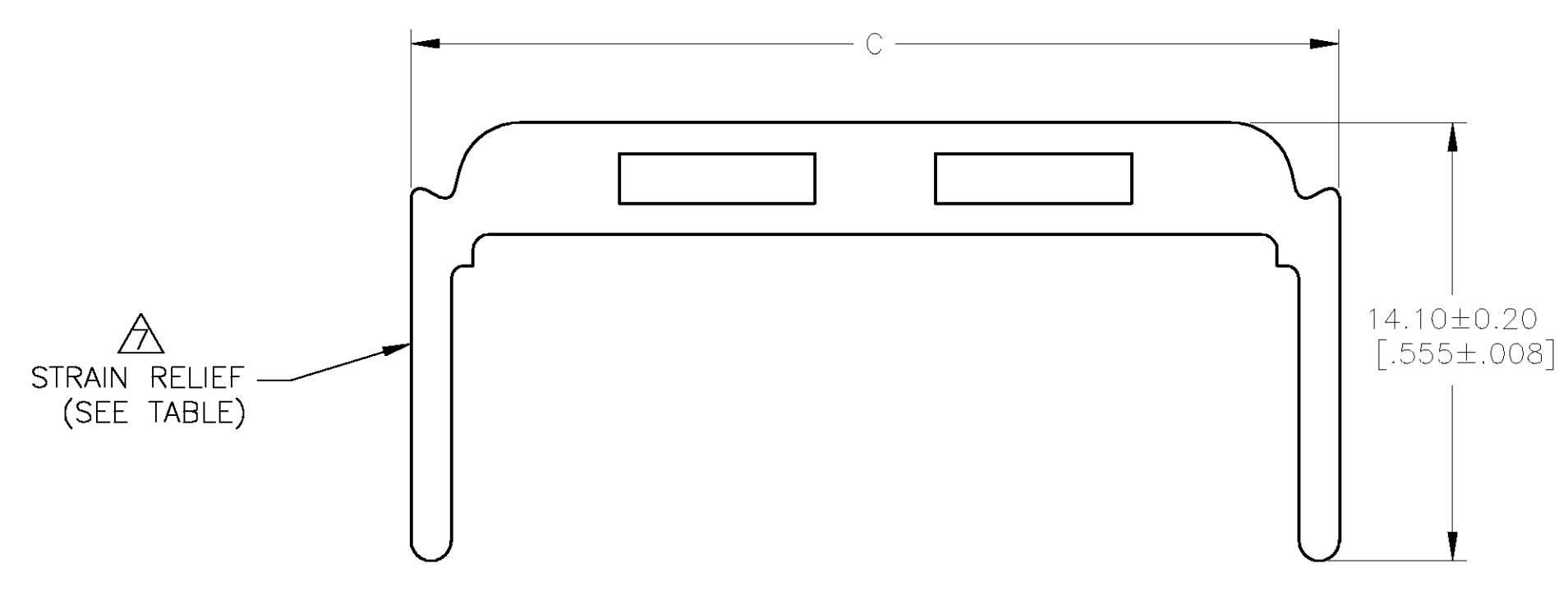
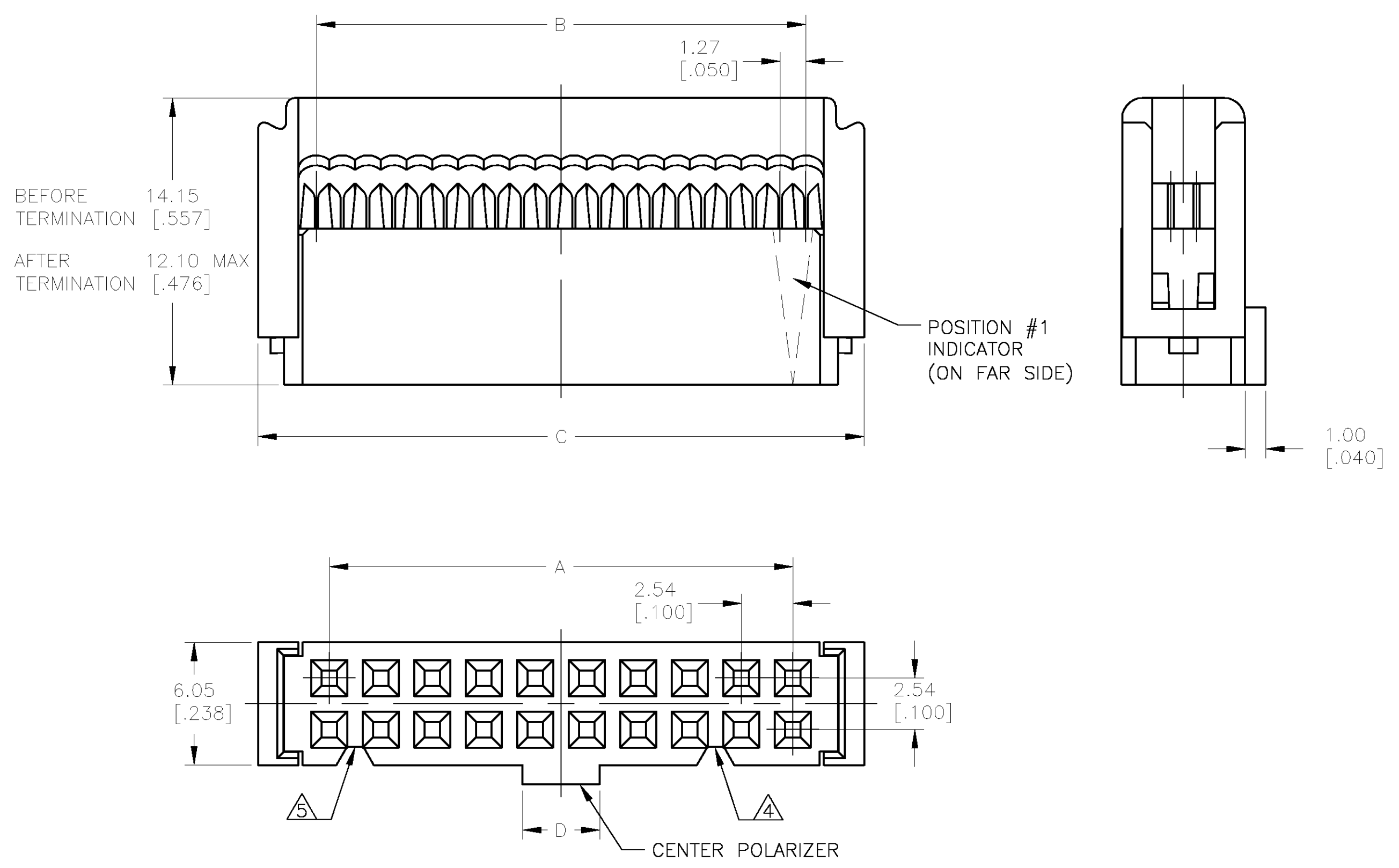


LOC		DIST		REVISIONS			
P	LR	DESCRIPTION	DATE	DWN	APPD		
O		RELEASED PER EC 0513-0250-04	19AUG04	JG	CR		



- 20 POSITION CONNECTOR ASSEMBLY SHOWN.
- MOLDED PARTS: THERMOPLASTIC, UL94V-0 RATED, COLOR BLACK. CONTACTS: PHOSPHOR BRONZE.
- CONTACTS: 0.00038[.000015] MIN GOLD ON MATING AREA, 0.00254-0.00508[.000100-.000200] BRIGHT TIN LEAD ON TERMINATION END, ALL OVER 0.00127[.000050] MIN NICKEL ON ENTIRE CONTACT.
- POLARIZER FEATURE DOES NOT EXIST ON POSITION #1 END FOR 14 POSITION ASSEMBLIES AND SMALLER.
- POLARIZER FEATURE DOES NOT EXIST ON THIS END FOR 6 POSITION ASSEMBLIES.
- FOR TERMINATION OF 26 OR 28 AWG STRANDED OR SOLID PVC INSULATED FLAT RIBBON CABLE. SEE TYCO DRAWINGS 57034 (26 AWG) OR 57040 (28 AWG) FOR DETAILS.
- STRAIN RELIEF PACKAGED SEPARATELY AND SHIPPED WITH ASSEMBLY.

YES	3.80[.150]	85.78[3.377]	80.01[3.150]	78.74[3.100]	64	636-6441	1437029-3
NO	3.80[.150]	85.78[3.377]	80.01[3.150]	78.74[3.100]	64	636-6430	1437029-1
YES	3.80[.150]	80.70[3.177]	74.93[2.950]	73.66[2.900]	60	636-6041	9-1437028-6
NO	3.80[.150]	80.70[3.177]	74.93[2.950]	73.66[2.900]	60	636-6030	9-1437028-3
YES	3.80[.150]	68.00[2.677]	62.23[2.450]	60.95[2.400]	50	636-5041	7-1437028-2
NO	3.80[.150]	68.00[2.677]	62.23[2.450]	60.95[2.400]	50	636-5030	5-1437028-7
YES	3.80[.150]	55.30[2.177]	49.53[1.950]	48.26[1.900]	40	636-4041	3-1437028-7
NO	3.80[.150]	55.30[2.177]	49.53[1.950]	48.26[1.900]	40	636-4030	1437028-9
YES	3.80[.150]	47.68[1.877]	41.91[1.650]	40.64[1.600]	34	636-3441	8-1437027-4
NO	3.80[.150]	47.68[1.877]	41.91[1.650]	40.64[1.600]	34	636-3430	6-1437027-3
YES	3.80[.150]	37.52[1.477]	31.75[1.250]	30.48[1.200]	26	636-2641	3-1437027-7
NO	3.80[.150]	37.52[1.477]	31.75[1.250]	30.48[1.200]	26	636-2630	2-1437027-7
NO	3.80[.150]	34.98[1.377]	29.21[1.150]	27.94[1.100]	24	636-2430	1-1437027-7
YES	3.80[.150]	29.90[1.177]	24.13[.950]	22.86[.900]	20	636-2041	1437027-9
NO	3.80[.150]	29.90[1.177]	24.13[.950]	22.86[.900]	20	636-2030	1437027-2
YES	3.80[.150]	24.82[.977]	19.05[.750]	17.78[.700]	16	636-1641	8-1437026-8
NO	3.80[.150]	24.82[.977]	19.05[.750]	17.78[.700]	16	636-1630	7-1437026-8
YES	3.80[.150]	22.28[.877]	16.51[.650]	15.24[.600]	14	636-1441	6-1437026-8
NO	3.80[.150]	22.28[.877]	16.51[.650]	15.24[.600]	14	636-1430	5-1437026-8
YES	3.20[.126]	17.20[.677]	11.43[.450]	10.16[.400]	10	636-1041	4-1437026-2
NO	3.20[.126]	17.20[.677]	11.43[.450]	10.16[.400]	10	636-1030	3-1437026-4
YES	1.90[.075]	12.12[.477]	6.35[.250]	5.08[.200]	6	636-0641	2-1437026-0
NO	1.90[.075]	12.12[.477]	6.35[.250]	5.08[.200]	6	636-0630	1-1437026-8
STRAIN RELIEF	D	C	B	A	NUMBER OF POSITIONS	T&B PART NUMBER (REFERENCE)	TYCO PART NUMBER

ELECTRICAL PROPERTIES	
CURRENT RATING	1 AMP
INSULATION RESISTANCE	>1 x 10 ⁹ OHMS @ 500 VDC
DWV	>500 VRMS AT SEA LEVEL
ENVIRONMENTAL PROPERTIES	
TEMPERATURE RATING	-55°C TO 125°C

**COPYRIGHT 2004
 TYCO ELECTRONICS CORP
 ALL RIGHTS RESERVED**

THIS DRAWING IS A CONTROLLED DOCUMENT.

DIMENSIONS: mm[INCHES]
 TOLERANCES UNLESS OTHERWISE SPECIFIED:
 0 PLC ± -
 1 PLC ± -
 2 PLC ± -
 3 PLC ± 0.13[.005]
 4 PLC ± -
 ANGLES ± -
 MATERIAL FINISH

DWG: J.GERACE 19AUG04
 CHK: C.ROHDE 19AUG04
 APPD: M.WALMSLEY 19AUG04
 PRODUCT SPEC: ---
 APPLICATION SPEC: ---
 WEIGHT: ---
 CUSTOMER DRAWING

Tyco Electronics Corporation
 Harrisburg, Pa 17105-3608
 CONNECTOR ASSEMBLY,
 FEMALE SOCKET TRANSITION,
 636 SERIES
 SIZE: A1
 CAGE CODE: 00779
 DRAWING NO: 3-1437022-0
 RESTRICTED TO: ---
 SCALE: 10:1
 SHEET: 1 OF 1
 REV: 0