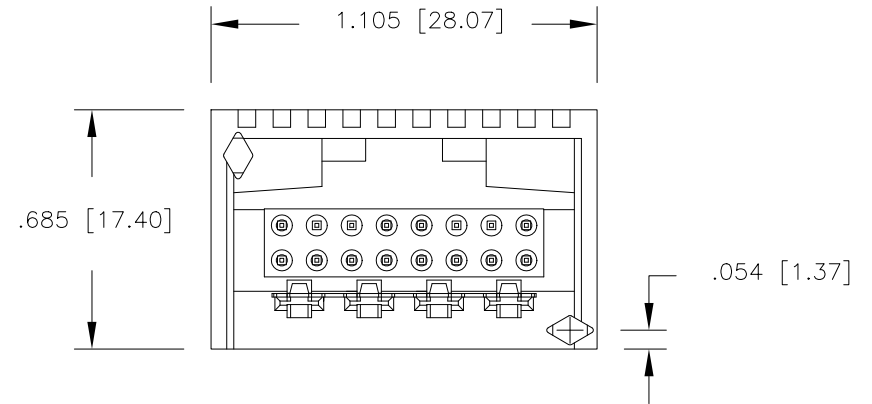
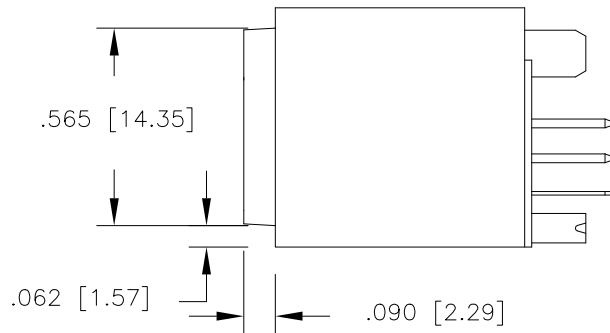
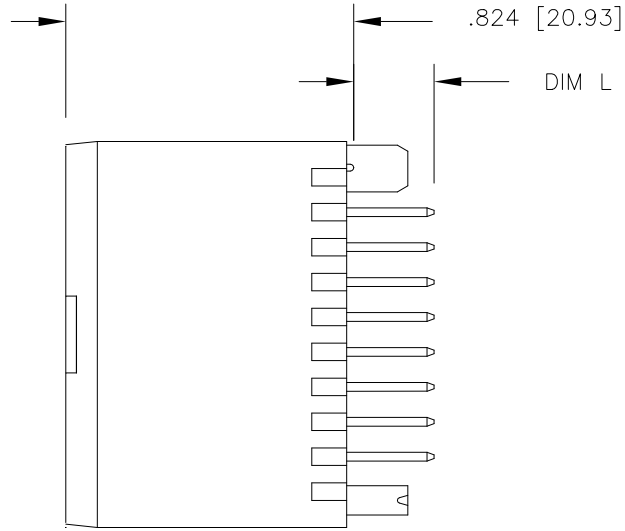


PRODUCT NUMBER
SEE TABLE



mat'l. code		surface ISO 1302 ✓		tolerance ISO 406 ISO 1101		projection INCH/MM		product family LATCH-N-LOK	
ltr ecn nodr date		tolerances unless otherwise specified		title		dwg no		sheet 1 of 2 size	
L	ELX-N-008446	ZK	11/29/11	angles	linea	scale 2:1	69904		A3
F	M04-0230	MHT	12/8/04	0°±2°	XXXX.005/0.005±0.13		type Product Customer Drawing		
G	M05-0052	ERE	3/19/05	chr	M. CORNMANN	6/20/90			
H	M06-0285	AGS	7/28/08	engr	D. HORCHLER	6/20/90			
J	M06-0365	AGS	9/20/06	chr	D. HORCHLER	6/20/90			
K	M09-0048	MHT	3/12/09	app	D. HORCHLER	6/20/90			
sheet	revision	L	L						
index	sheet	1	2						

FCI
FCIconnect.com

Copyright FCI

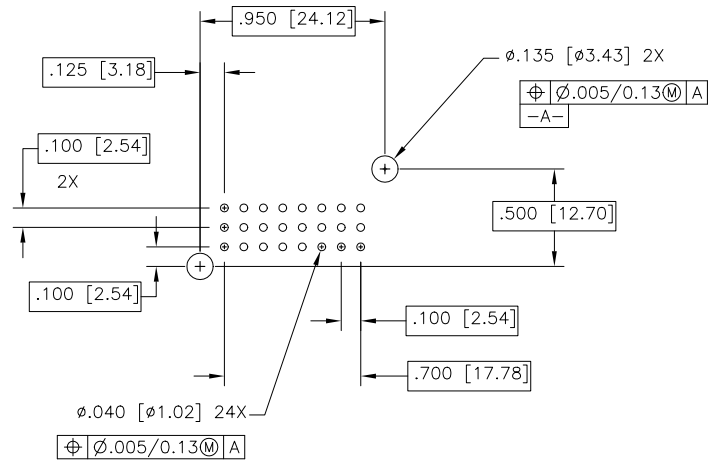
69904-XXXXLF

LEAD FREE OPTION ⑥ ⑦

COLOR ④		
1	70343-LT GRAY	OBS
2	80166 OFF WHITE	
3	70634-DK GRAY	OBS
4	701 BLACK	
5	70541-SLATE GRAY	OBS
7	70455 SILVER GRAY	
8	80189 PEARL WHITE	OBS
9	70419 PEBBLE GRAY	

PLATING ③	
0	30u" MIN OVER 50u"MIN Ni
3	30u" MIN OVER 50u"MIN Ni
5	50u" MIN OVER 50u"MIN Ni

PIN LENGTH	
	DIM L
0	.130/3.30
1	.230/5.84
2	.318/8.08



RECOMMENDED PCB LAYOUT

NOTES:

- MAT'L: HIGH TEMPERATURE THERMOPLASTIC, UL-94V-0 RATED
- GROUND CONTACT
MAT'L: COPPER ALLOY
PLATING: 100-160u"/2.54-4.06u TIN.
- SIGNAL CONTACT
MAT'L: COPPER ALLOY
PLATING: PERFORMANCE PLATING WILL BE EITHER GOLD OR GXT ON CONTACT AREA OR TAIL, OPTIONALLY (78-295u") TIN ON TAIL.
- NUMBERS SHOWN ARE FOR G.E. LEXAN AND ARE FOR REFERENCE ONLY.
- THIS ASSEMBLY UL APPROVED PER FILE E66906 VOL. 1, SEC. 84, AND CSA APPROVED PER MASTER FILE LR46923.
- ADD LF SUFFIX AT THE END OF PART NUMBER FOR LEAD FREE OPTION.
- THE HOUSING WILL WITHSTAND EXPOSURE TO 260°C PEAK TEMPERATURE FOR 15 SECONDS IN A WAVE SOLDER APPLICATION WITH A 1.5mm MINIMUM THICK CIRCUIT BOARD. SEE APPLICATION NOTES/PROCEDURES IF THEY ARE AVAILABLE.
- THIS PRODUCT MEETS EUROPEAN UNION DIRECTIVES AND OTHER COUNTRY REGULATION AS DESCRIBED IN GS-22-008.
- PRODUCT SPEC: GS-12-003

mat'l. code		surface ISO 1302 ✓	tolerance ISO 406 ISO 1101	projection INCH/MM	product family LATCH-N-LOK
ltr ecn nodr date		tolerances unless otherwise specified		title 2X8 LNL VERTICAL HEADER ASSEMBLY	dwg no 69904
L		angles 0°±2'	linea XXX±.01/0.X±0.3 XXX±.005/0.XXX±0.13 XXX±.0020/0.XXX±0.05		
dr		M. CORNMAN 6/20/90		sheet 2 of 2 size A3	
engr		D. HORCHLER 6/20/90		type Product Customer Drawing	
chr		D. HORCHLER 6/20/90			
app		D. HORCHLER 6/20/90			
sheet index	revision sheet				

FCI
FCIconnect.com

Copyright FCI