

Thermofit® Molded Parts

Specification Control Drawing

Part Number: 202P311 thru 353
Description: Uni - Boot

Notes:

- All dimensions are in $\frac{\text{Inches}}$
 $[\text{Millimeters}]$
- Dimensions appearing in table are as follows:
a - as supplied
b - after unrestricted recovery
- Coating is optional. As supplied dimensions appearing in table are for uncoated parts. When coating is added, entry diameters will be reduced by .06 max.

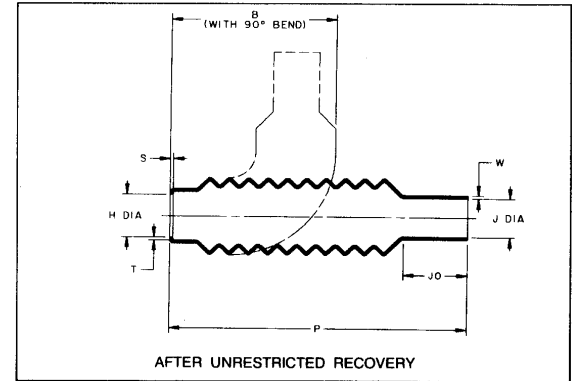
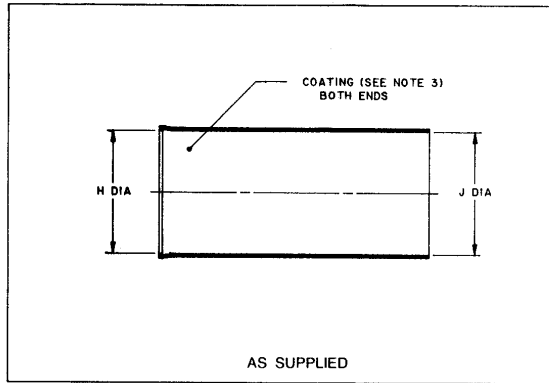


Table of Dimensions										
Part Number	H		J		P ± 10%	JO ± 10%	S ± .03 ± [0,8] b	T ± .03 ± [0,8] b	B Nom	W Min
	Min	Max	Min	Max						
	a	b	a	b	a	b				
202P311	.63 [16,0]	.24 [6,1]	.63 [16,0]	.18 [4,6]	4.75 [120,7]	.69 [17,5]	.05 [1,3]	.05 [1,3]	2.46 [62,5]	.016 [0,41]
202P321	.98 [24,9]	.39 [9,9]	.98 [24,9]	.30 [7,6]	5.25 [133,4]	.78 [19,8]	.05 [1,3]	.05 [1,3]	2.67 [67,8]	.018 [0,46]
202P332	1.44 [36,6]	.61 [15,5]	1.44 [36,6]	.48 [12,2]	5.75 [146,1]	.88 [22,4]	.06 [1,5]	.05 [1,3]	2.89 [73,4]	.024 [0,61]
202P342	1.82 [46,2]	.80 [20,3]	1.82 [46,2]	.66 [16,8]	6.25 [158,8]	1.00 [25,4]	.06 [1,5]	.05 [1,3]	3.08 [78,2]	.028 [0,71]
202P353	2.10 [53,3]	.98 [24,9]	2.10 [53,3]	.84 [21,3]	6.75 [171,5]	1.12 [28,4]	.07 [1,8]	.08 [2,0]	3.26 [82,8]	.028 [0,71]

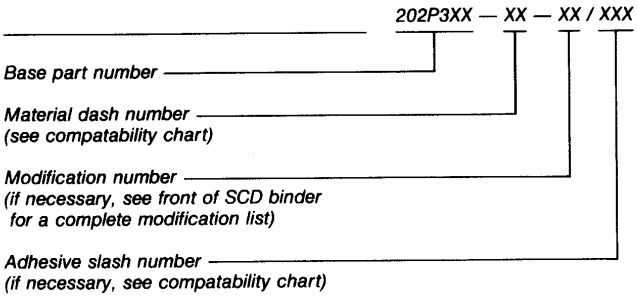
Thermofit® Molded Parts

Specification Control Drawing

Part Number: 202P311 thru 353
Description: Uni - Boot

Compatibility Chart					
Material Dash No.	Material Description	RT Spec	Coating Slash No.	Coating S No.	Coating Description
- 71	Polyolefin, flexible	RT-1316	I42	S-1017	Adhesive

Ordering Information:



This drawing is subject to change without notice; consult your nearest field representative for current revision.

Raychem
 Raychem Corporation
 300 Constitution Drive
 Menlo Park, California 94025
 415) 361 6055

Revision: **E**
 Date: **6-13-85**

Part Number: 202P311 thru 353
Description: Uni - Boot