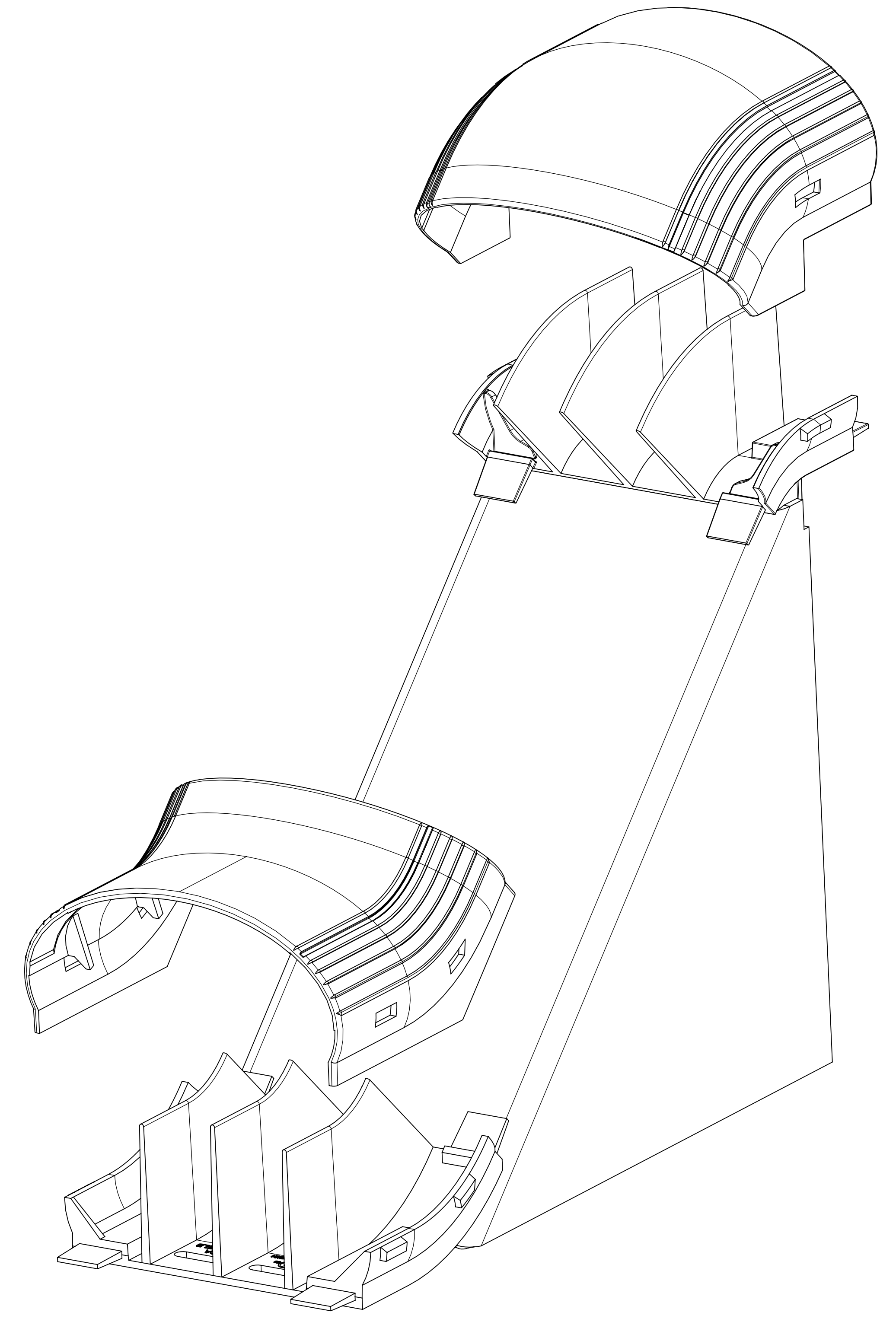
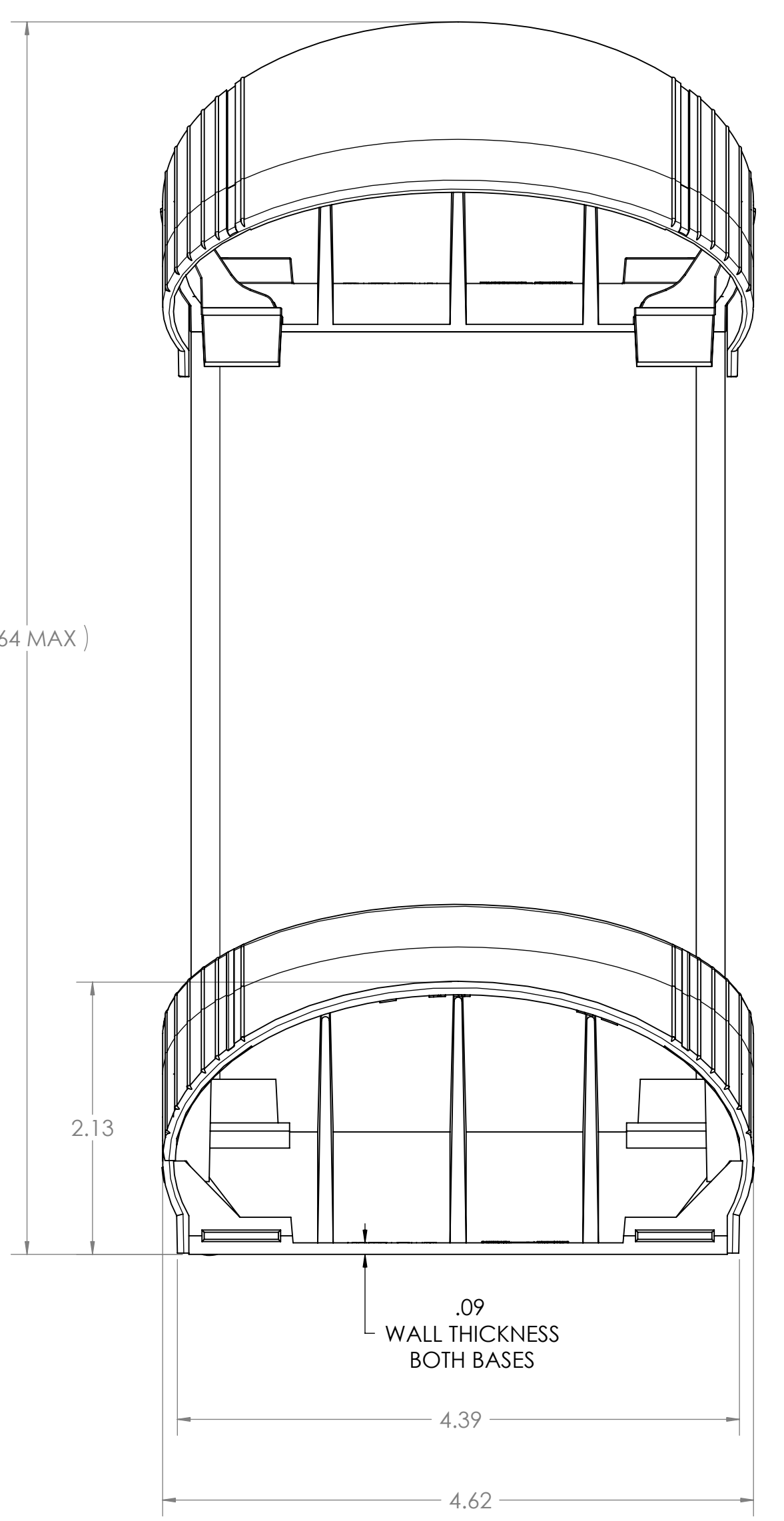
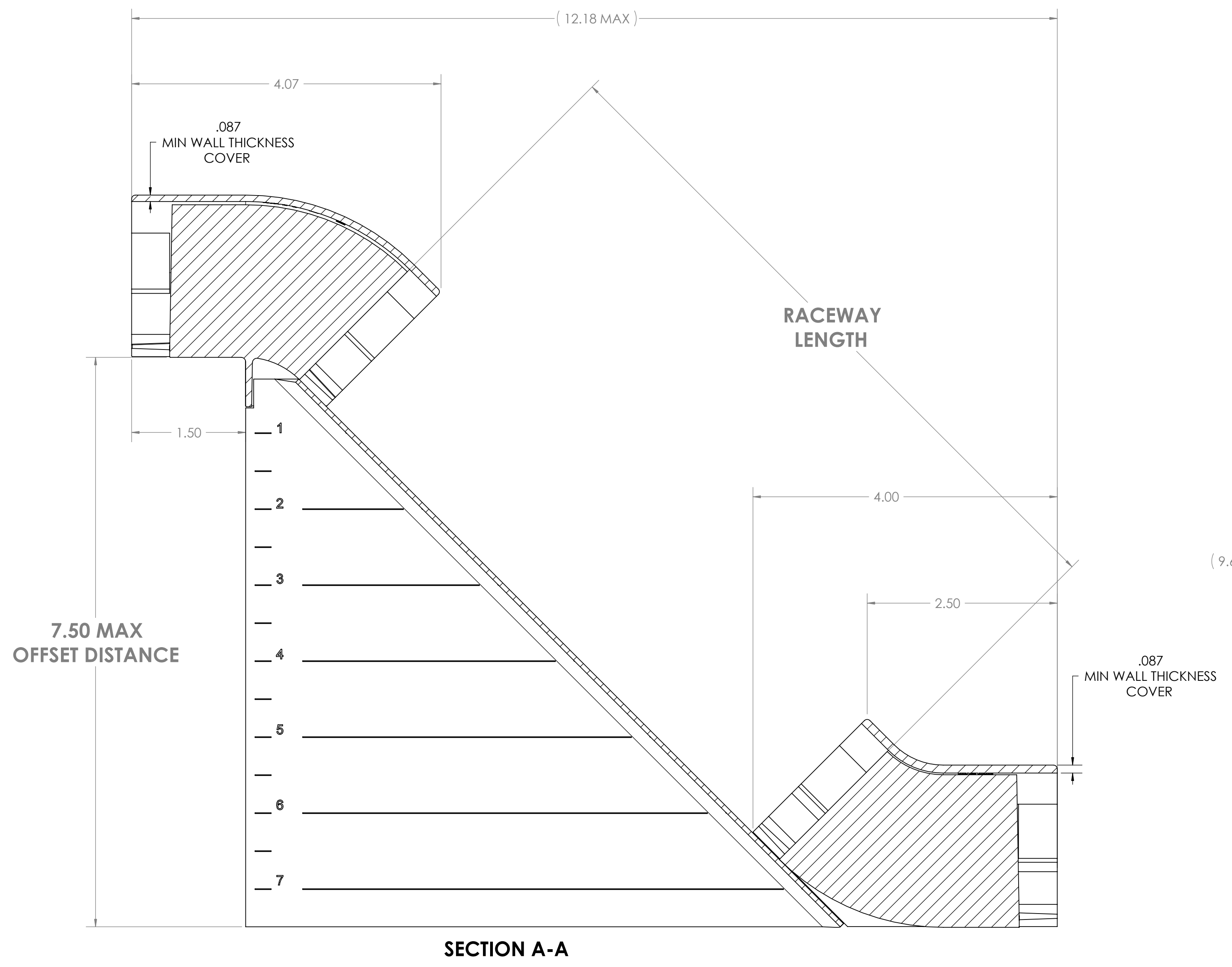


OFFSET DISTANCE	RACEWAY LENGTH
2	1 1/8
2 1/2	1 7/8
3	2 9/16
3 1/2	3 1/4
4	4
4 1/2	4 11/16
5	5 3/8
5 1/2	6 1/8
6	6 13/16
6 1/2	7 1/2
7	8 1/4
7 1/2	8 15/16



PART NO. DESCRIPTION
MCR -OE
COLOR: CONTACT FACTORY FOR AVAILABLE COLORS.

SECTION A-A

- NOTES**
1. A RACEWAY BASE AND COVER MUST BE CUT TO LENGTH SHOWN AND ASSEMBLED TO COMPLETE THIS ASSEMBLY.
 2. THIS ASSEMBLY ACCEPTS (3) MCR RACEWAYS.

HellermannTyton
ALL PROPRIETARY RIGHTS IN THE SUBJECT MATTER SHOWN ON THIS DRAWING ARE EXCLUSIVE PROPERTY OF HELLERMANN TYTON

name	date	city, state

REVISION

level	02
by	AAC
date	01/03/2007
ECN #	010555
part level	-

TOLERANCES

.XXXX = ±.0005
.XXX = ±.005
.XX = ±.01
.X = ±.03
∠ = ±0.5°
unless otherwise specified
units inches

PART

number	MCR_OE	phase	Production
name	MULTI-CHANNEL RACEWAY OFFSET ELBOW		
material	HIPS & ABS		

DRAWING

format	D	SW 2007	scale	1:1
version	N			
computer file number	DT2013130CST_02	previous number		
drawn	KAC	checked	KAC	approved
date	10/17/1996	checked	01/03/2007	approved
type	Customer			sheet 1 of 1
number	DT2013130CST			