

## INTRODUCTIONS

1. Specially designed with ground choke providing most effective EMI suppression for high frequency noise (ranged 5MHz-25MHz).
2. Bleeder resistor can be added with suffix "-R" on part numbers.
3. With optional Y capacitor from 100pF to 3300pF.
4. All part numbers are UL recognized, CSA certified and VDE approved.
5. Optional side snap-in mounting clip type with suffix (H) on part numbers. for 03/06/10KENG3SA series.

## COMPONENTS

PART NO.	L (mH)	Cx (uF)	Cy (pF)	Lg (uH)
03KENG3EA/03KENW3EA	3.1	0.1	2200	100
*08KENG3EA/08KENW3EA	0.8			
**10KENG3EA/10KENW3EA	0.4			
03KENG3SA/03KENW3SA	3.1			
06KENG3SA/06KENW3SA	0.8			
10KENG3SA/10KENW3SA	0.4			

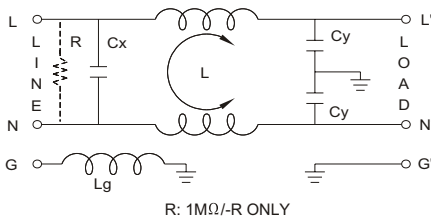
\* VDE approved to 6A 250V.

\*\* UL, CSA & VDE approved to 9A 115/250 VAC.


## MINIMUM INSERTION LOSS IN dB

COMMON MODE (L-G) IN 50 OHM SYSTEM						
PART NO.	FREQUENCY-MHZ					
	.15	.50	1.0	5.0	10	30
03KENG3EA/03KENW3EA	15	20	25	40	40	45
08KENG3EA/08KENW3EA	10	15	20	35	40	50
10KENG3EA/10KENW3EA	7	12	18	30	30	50
03KENG3SA/03KENW3SA	15	20	25	40	40	40
06KENG3SA/06KENW3SA	7	15	20	35	40	40
10KENG3SA/10KENW3SA	4	12	18	30	30	45
DIFFERENTIAL MODE (L-L) IN 50 OHM SYSTEM						
03KENG3EA/03KENW3EA	5	12	15	40	50	45
08KENG3EA/08KENW3EA	5	10	15	45	40	50
10KENG3EA/10KENW3EA	4	12	18	30	30	50
03KENG3SA/03KENW3SA	10	20	35	40	45	40
06KENG3SA/06KENW3SA	10	25	40	35	40	40
10KENG3SA/10KENW3SA	10	25	35	30	30	45

## ELECTRICAL SCHEMATIC

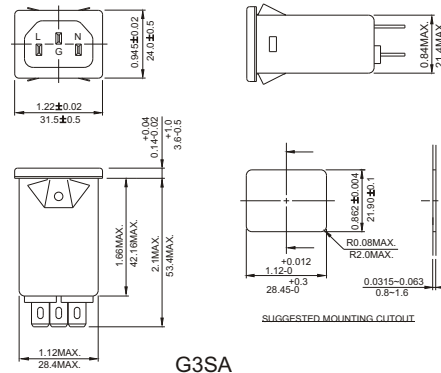


## MECHANICAL CONSTRUCTION

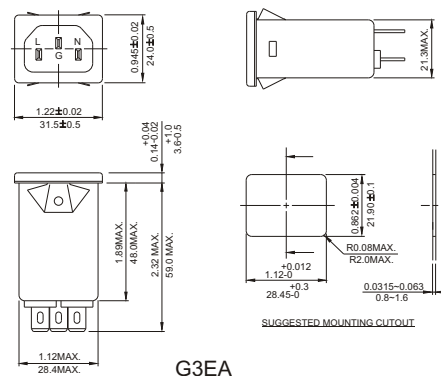
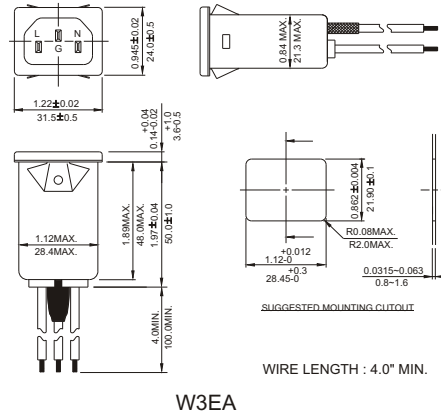


## SPECIFICATIONS

1. Maximum leakage current each line-to-ground @ 115VAC 60Hz: 0.20mA @ 250VAC 50Hz: 0.40mA
2. Hipot rating (one minute) line-to-ground: 2250VDC line-to-line: 1450VDC
3. Operating frequency: 50/60Hz
4. Rated voltage: 115/250VAC



Suggested thickness of mounting panel is from 0.0315 (0.8) to 0.063 (1.6) inch(mm) of mounting cutout



UNIT: INCH/mm