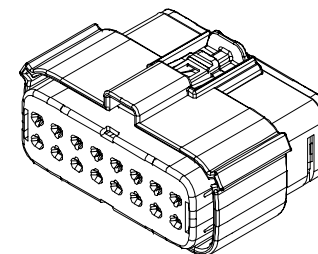
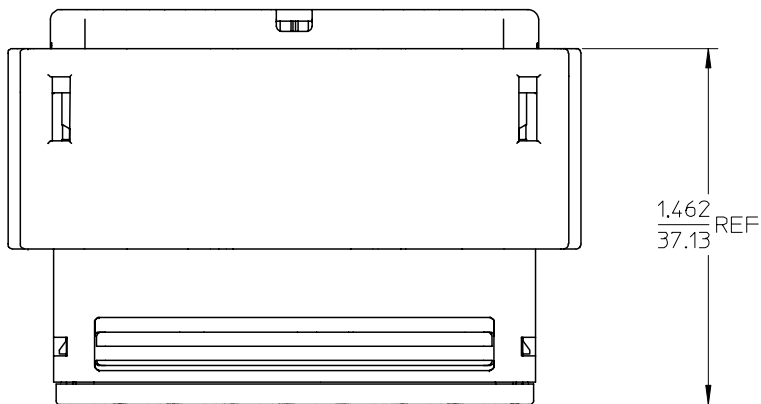
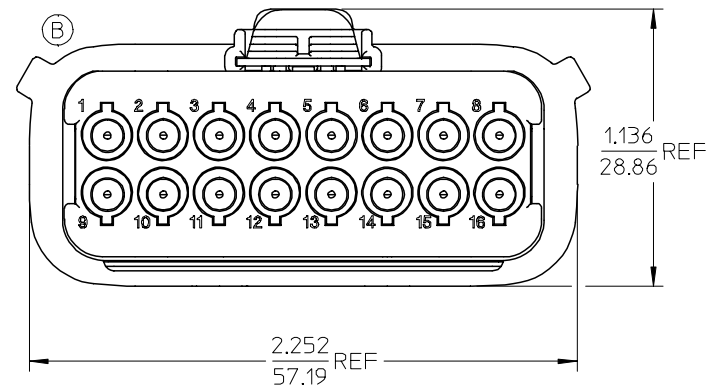
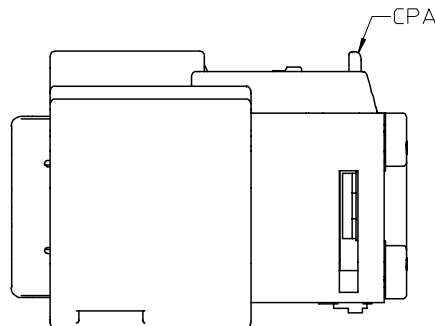
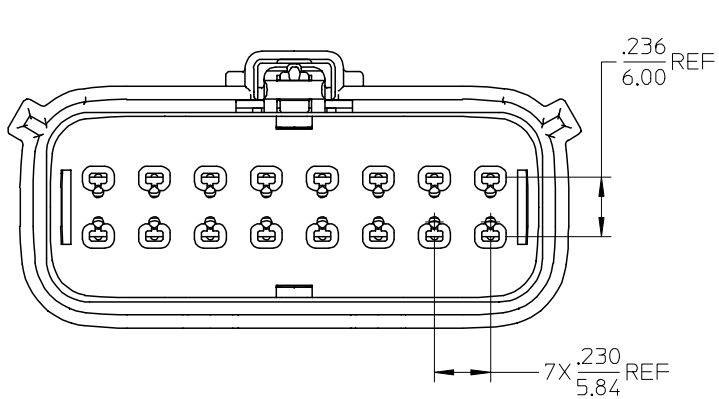


10 9 8 7 6 5 4 3 2 19418



194180039	16	16-14	NO
194180040	16	22-18	
194180030	16	16-14	YES
194180029	16	22-18	
MATERIAL NUMBER	CIRCUIT SIZE	UL WIRE AWG	CPA

NOTES:

1. ASSEMBLY PACKAGED PER PK-19418-001.
2. USE CONNECTOR WITH FEMALE CRIMP TERMINAL: SERIES 19420.

EC NO: ETC2005-0074 DRWN: DMYRICK 2004/10/15 CHKD: JPAWLICK 2004/10/15 APPR: RDEROSS 2004/10/15	QUALITY SYMBOLS ▽ = 0 ▽C = 0	GENERAL TOLERANCES (UNLESS SPECIFIED)		SCALE 2:1	DESIGN UNITS INCH	THIRD ANGLE PROJECTION	REVISE ON CAD ONLY
		mm	INCH	DIMENSION STYLE IN/MM		TITLE 16 WAY RECEPTACLE ASSEMBLY	
REV B	DESCRIPTION	4 PLACES	± ---	± ---	DRAWN BY DMYRICK	DATE 03/12/29	MATERIAL NO. SEE CHART
		3 PLACES	± ---	± .015	CHECKED BY JPAWLICK	DATE 03/12/29	
		2 PLACES	± 0.38	± ---	APPROVED BY RDEROSS	DATE 03/12/29	SHEET NO. 1 OF 1
		1 PLACE	± ---	± ---	THIS DRAWING CONTAINS INFORMATION THAT IS PROPRIETARY TO MOLEX INCORPORATED AND SHOULD NOT BE USED WITHOUT WRITTEN PERMISSION		
		ANGULAR ± 1 °		DRAFT WHERE APPLICABLE		MUST REMAIN WITHIN DIMENSIONS	

8 7 6 5 4 3 2 1