


KH3 Series Basic Evaluation Kit

Range Test Quick Start Reference




1 Remove Contents




Remove the boards, antennas, batteries and connectors.

2 Set Up Boards




Install batteries and an antenna on each board.

3 Power On




Turn on the power switch on each board.

4 Activate



Push S0 to activate buzzer and push S1 to turn on the LED.



Ensure the DIP Switches are set the same. All switches on and all switches off are not valid settings. At least 1 must be different.