


Printed-circuit board connector - TFMC 1,5/ 2-ST-3,5 - 1772618

Please be informed that the data shown in this PDF Document is generated from our Online Catalog. Please find the complete data in the user's documentation. Our General Terms of Use for Downloads are valid (<http://phoenixcontact.com/download>)

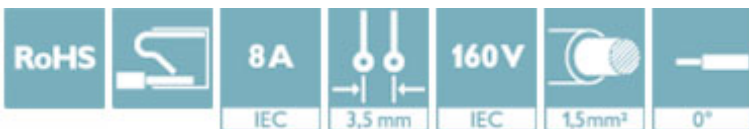


PCB connector, nominal current: 8 A, rated voltage (III/2): 160 V, number of positions: 2, pitch: 3.5 mm, connection method: Push-in spring connection, color: green, contact surface: Tin


The figure shows a 10-position version

Why buy this product

- Potentials can be easily looped through – ideal for BUS applications
- Time saving push-in connection, tools not required
- Defined contact force ensures that contact remains stable over the long term
- Intuitive use through colour coded actuation lever



Key Commercial Data

Packing unit	50 STK
GTIN	 4 046356 462556
GTIN	4046356462556

Technical data

Dimensions

Length [l]	22.9 mm
Width [w]	7.8 mm
Height [h]	15.7 mm
Pitch	3.5 mm
Dimension a	3.5 mm

General

Range of articles	TFMC 1,5/..-ST
Type of contact	Female connector
Number of positions	2
Connection method	Push-in spring connection
Insulating material group	I

Printed-circuit board connector - TFMC 1,5/ 2-ST-3,5 - 1772618

Technical data

General

Rated surge voltage (III/3)	2.5 kV
Rated surge voltage (III/2)	2.5 kV
Rated surge voltage (II/2)	2.5 kV
Rated voltage (III/3)	160 V
Rated voltage (III/2)	160 V
Rated voltage (II/2)	320 V
Connection in acc. with standard	EN-VDE
Nominal current I_N	8 A
Nominal cross section	1.5 mm ²
Maximum load current	8 A
Insulating material	PA
Flammability rating according to UL 94	V0
Internal cylindrical gage	A1
Stripping length	10 mm

Connection data

Conductor cross section solid min.	0.2 mm ²
Conductor cross section solid max.	1.5 mm ²
Conductor cross section flexible min.	0.2 mm ²
Conductor cross section flexible max.	1.5 mm ²
Conductor cross section flexible, with ferrule without plastic sleeve min.	0.25 mm ²
Conductor cross section flexible, with ferrule without plastic sleeve max.	1.5 mm ²
Conductor cross section flexible, with ferrule with plastic sleeve min.	0.25 mm ²
Conductor cross section flexible, with ferrule with plastic sleeve max.	0.75 mm ²
Conductor cross section AWG min.	24
Conductor cross section AWG max.	16
Minimum AWG according to UL/CUL	24
Maximum AWG according to UL/CUL	16

Specifications for ferrules

Recommended crimping pliers	1212034 CRIMPFOX 6
Ferrules without insulating collar, according to DIN 46228-1	Cross section: 0.25 mm ² ; Length: 5 mm ... 7 mm
	Cross section: 0.5 mm ² ; Length: 8 mm ... 10 mm
	Cross section: 0.75 mm ² ; Length: 8 mm ... 10 mm
	Cross section: 1 mm ² ; Length: 8 mm ... 10 mm

Standards and Regulations

Connection in acc. with standard	EN-VDE
	CUL
Flammability rating according to UL 94	V0

Environmental Product Compliance

China RoHS	Environmentally friendly use period: unlimited = EFUP-e
------------	---

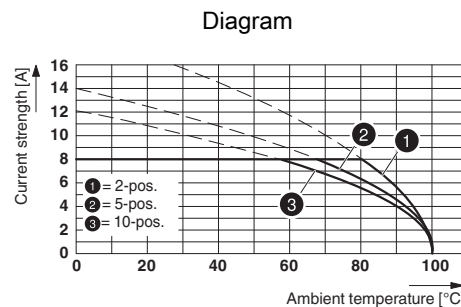
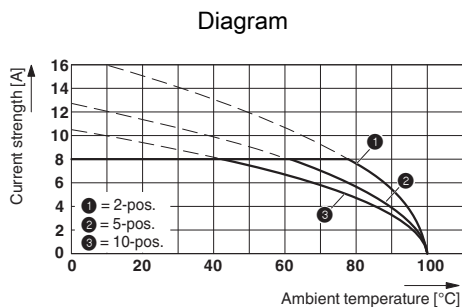
Printed-circuit board connector - TFMC 1,5/ 2-ST-3,5 - 1772618

Technical data

Environmental Product Compliance

	No hazardous substances above threshold values
--	--

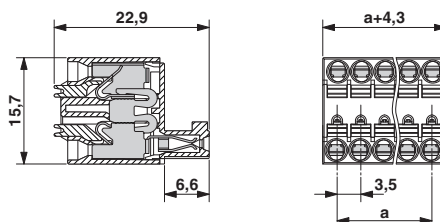
Drawings



Derating curve for: TFMC 1,5/...-ST-3,5 with MCV 1,5/...-G-3,5

Type: TFMC 1,5/...-ST-3,5 with MC 1,5/...-G-3,5

Dimensional drawing



Approvals

Approvals

Approvals

VDE Gutachten mit Fertigungsüberwachung / cULus Recognized / IEC/CE CB Scheme / EAC

Ex Approvals


Approval details


VDE Gutachten mit Fertigungsüberwachung		http://www2.vde.com/de/Institut/Online-Service/VDE-gepruefteProdukte/Seiten/Online-Suche.aspx	40011723
Nominal voltage UN		160 V	


Printed-circuit board connector - TFMC 1,5/ 2-ST-3,5 - 1772618

Approvals

Nominal current I _N	8 A
mm ² /AWG/kcmil	0.2-1.5

cULus Recognized  http://database.ul.com/cgi-bin/XYV/template/LISEXT/1FRAME/index.htm E60425-19920306		
	B	C
Nominal voltage U _N	300 V	50 V
Nominal current I _N	8 A	8 A
mm ² /AWG/kcmil	24-16	24-16

IECEE CB Scheme  http://www.iecee.org/ DE1-60604-B1B2	
Nominal voltage U _N	160 V
Nominal current I _N	8 A
mm ² /AWG/kcmil	0.2-1.5

EAC 	B.01742
---	---------

Phoenix Contact 2018 © - all rights reserved
<http://www.phoenixcontact.com>

PHOENIX CONTACT GmbH & Co. KG
 Flachsmarktstr. 8
 32825 Blomberg
 Germany
 Tel. +49 5235 300
 Fax +49 5235 3 41200
<http://www.phoenixcontact.com>