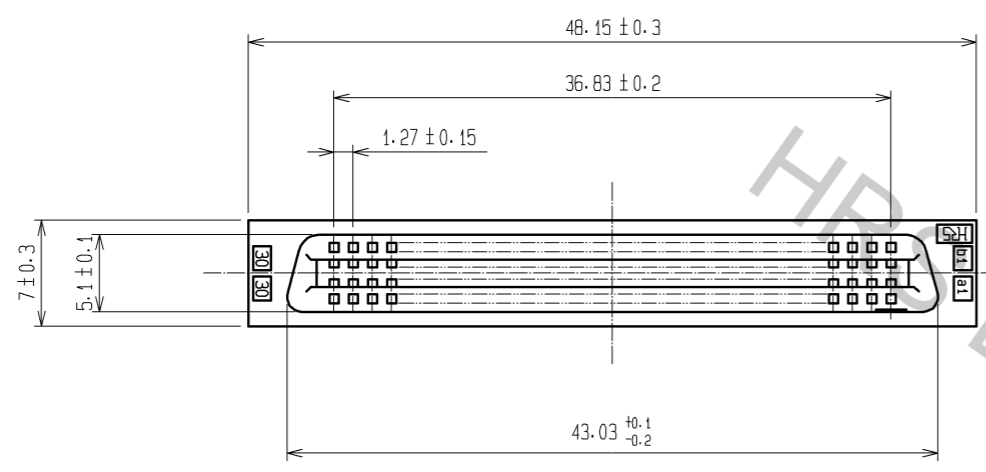
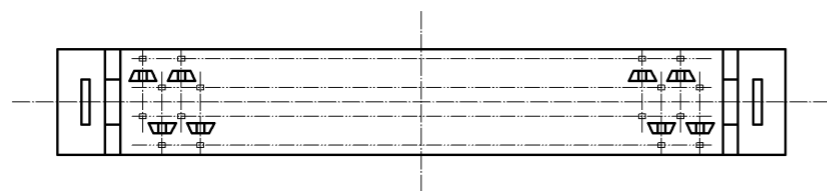
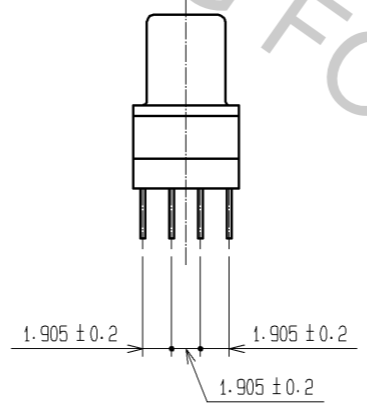
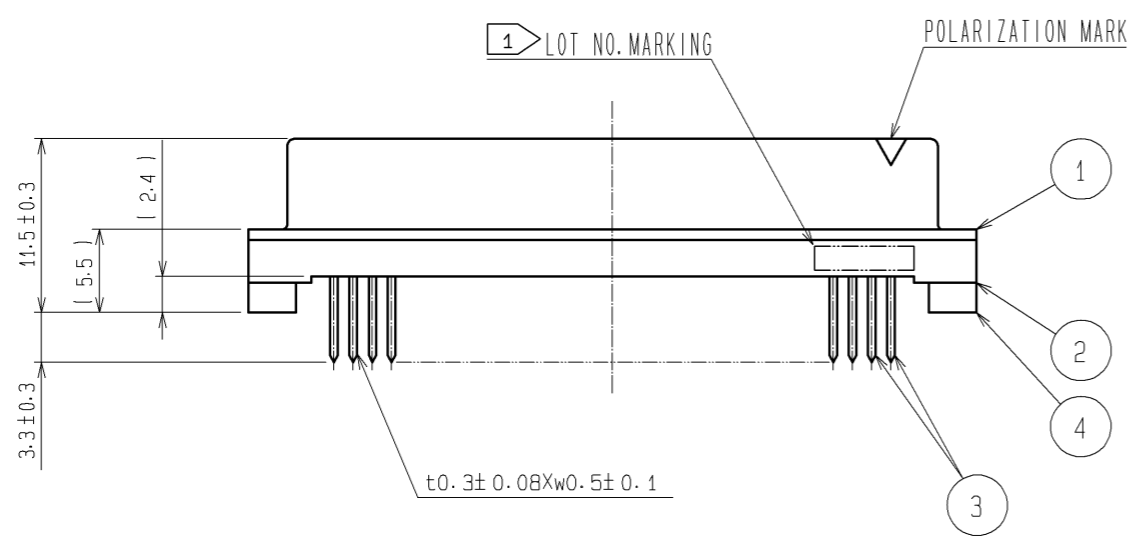
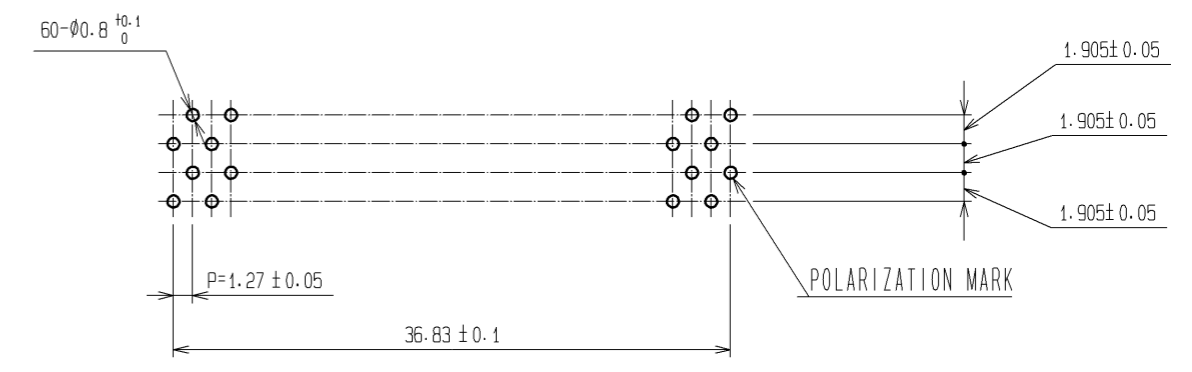


Apr.1.2017 Copyright 2017 HIROSE ELECTRIC CO., LTD. All Rights Reserved.



RECOMMENDED PC BOARD HOLE PATTERN
(MOUNTING SIDE) t=1.6



NOTES 1 LOT NO. MARKING SIDE SHALL BE OPTIONAL.
2. THE DIMENSIONS IN PARENTHESES ARE FOR REFERENCE.

1. 2. 4 POLYAMIDE		BLACK, UL94V-0		3	PHOSPHOR BRONZE	CONTACT AREA : GOLD 0.2 μm min.			
						DIP AREA : TIN-PLATING 2 μm min.			
						UNDER PLATING : NICKEL 2 μm min.			
NO.	MATERIAL	FINISH	REMARKS	NO.	MATERIAL	FINISH	REMARKS		
UNITS	mm	SCALE	2 : 1	COUNT	DESCRIPTION OF REVISIONS		DESIGNED	CHECKED	DATE
APPROVED : HS. OKAWA		07.08.10		DRAWING NO.		EDC3-083215-21			
CHECKED : HS. OZAWA		07.08.10		PART NO.		FX2C2-60S-1.27DSA(71)			
DESIGNED : KY. NAKAMURA		07.08.10		CODE NO.		CL572-2425-5-71			
DRAWN : TP. MATSUMOTO		07.08.09							