

PLUG

RECEPTACLE

CORRECT LEGENDS ADD DATE/03/11/03 EC NO: LCP2004-0895 DRWN: ELHAG 11/10/03 CHK: ELHAG 11/10/03 APPR: FSMITH 11/11/03	QUALITY SYMBOLS MAJOR $\blacktriangledown = 0$ CRITICAL $\nabla = 0$	GENERAL TOLERANCES: (UNLESS SPECIFIED)		SCALE 2 : 1	DESIGN UNITS <input type="checkbox"/> mm <input checked="" type="checkbox"/> INCH	THIRD ANGLE PROJECTION DIMENSIONS: <input type="checkbox"/> mm <input checked="" type="checkbox"/> INCH <input type="checkbox"/> mm ONLY	TITLE: .062/(1.57) HOUSING, PLUG AND RECEPTACLE, 36 - CIRCUIT		SHEET NO. 1 of 2
		4 PLACES $\pm 0.---$ $\pm .005$	DRAWN BY & DATE JBS 06/10/03	MOLEX INCORPORATED			REVISE ON CAD ONLY		
		3 PLACES ± 0.13 $\pm .01$	CHECKED BY & DATE BW 06/13/03	MATERIAL NO. SEE CHART			DRAWING NO. SD-1772-36***		
		2 PLACES ± 0.25 $\pm .---$	APPROVED BY & DATE BW 06/16/03	CAD FILENAME SD1772-36*.DGN			SHEET NO. 1 of 2		
1 PLACE $\pm 0.$ $\pm .$	ANGULAR: $\pm .5^\circ$	DRAFT WHERE APPLICABLE MUST REMAIN WITHIN DIMENSIONS		THIS DRAWING CONTAINS INFORMATION THAT IS PROPRIETARY TO MOLEX INCORPORATED AND SHOULD NOT BE USED WITHOUT WRITTEN PERMISSION.		SIZE C			

PLUG	
PART NO.	ENG. NO.
03-06-2361	1772-36P
03-06-2362	1772-36P-I
03-06-7361	1772-36P-D
03-06-7362	1772-36P-I-D

RECEPTACLE	
PART NO.	ENG. NO.
03-06-1361	1772-36R
03-06-1362	1772-36R-I
03-06-6361	1772-36R-D
03-06-6362	1772-36R-I-D

PLUG LEGEND:

1772-36P-***

CIRCUIT SIZE

P = PLUG

BLANK = W/ EARS

I= W/O EARS

BLANK = NATURAL

D=DYED

RECEPTACLE LEGEND:

1772-36R-***

CIRCUIT SIZE

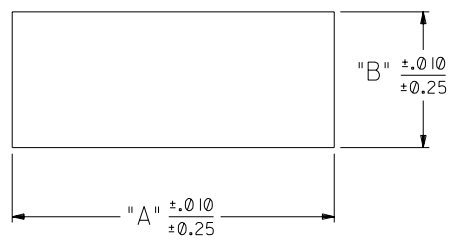

R = RECEPTACLE

BLANK = W/ EARS

I= W/O EARS

BLANK = NATURAL

D=DYED



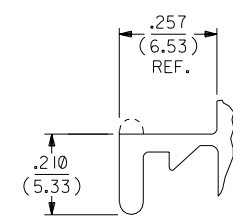
HOUSING	DIM. "A"	DIM. "B"
PLUG	1.795/(45.59)	.825/(20.96)
RECEPTACLE	1.677/(42.60)	.707/(17.96)

RECOMMENDED PANEL OPENING

* MAX. PANEL THICKNESS IS .060.

NOTES:

1. MATERIAL: PA 66, UL 94V-2; COLOR: NATURAL.
2. FINISH: NONE.
3. PRODUCT SPECIFICATION: NONE.
4. PACKAGING SPECIFICATION: NONE.
5. FOR USE WITH .062 SERIES TERMINALS.



MOUNTING EAR DETAIL
(SCALE 4:1)

DIMENSIONS SHOWN (METRIC) INCH		▽=0	▼=2	REVISE ONLY ON CAD SYSTEM
UNLESS OTHERWISE SPECIFIED TOLERANCES: ANGULAR ±.5°		TITLE		
3 PLACE ± .005 ---		.062/(1.57) HOUSING, PLUG AND RECEPTACLE, 36 CIRCUIT		
2 PLACE ± .01 ± 0.13		SEE CHART		
1 PLACE --- ± 0.25		SD-1772-36***		
DRAFT WHERE APPLICABLE MUST REMAIN WITHIN DIMENSIONS		PART NO. SD-1772-36		
DRWG. BY JBS		DRWG. NO. 2		
CHK'D. BY BW		DATE 06/10/03		
APP'D. BY BW		U.S.A.		
SCALE 2:1		THIS DRAWING CONTAINS INFORMATION THAT IS PROPRIETARY TO MOLEX INC. AND SHOULD NOT BE USED WITHOUT WRITTEN PERMISSION		
LTR.	REVISIONS	LTR.	REVISIONS	SIZE CP C