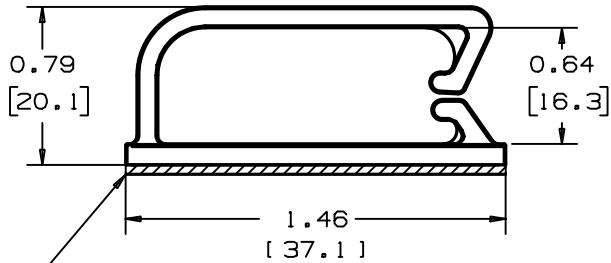
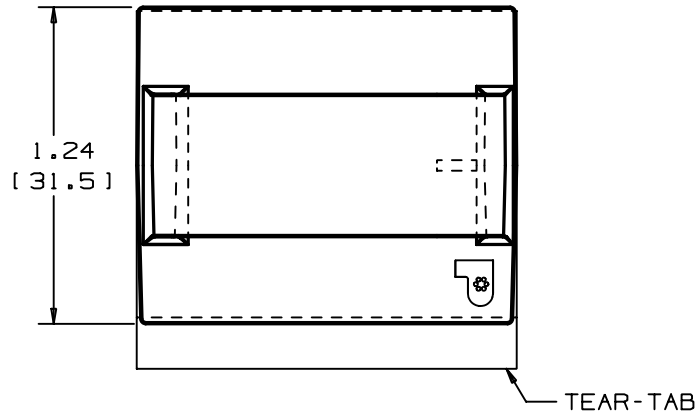


THIS COPY IS PROVIDED ON A RESTRICTED BASIS AND IS NOT TO BE USED IN ANY WAY DETRIMENTAL TO THE INTERESTS OF PANDUIT CORP.



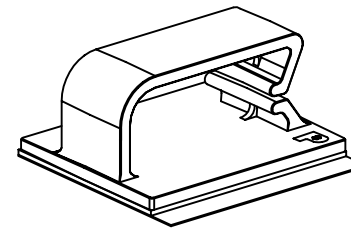
ADHESIVE TAPE: PRESSURE SENSITIVE FOAM 0.04 [1.0] THICK WITH ADHESIVE AND PROTECTIVE LINER. MOUNT IS DESIGNED TO SUPPORT
 Ⓐ 0.91 lbs. [411 g] MAXIMUM ON A CLEAN, DRY, SMOOTH, AND GREASE-FREE SURFACE.

PANDUIT PART NO. *	WEIGHT LBS / 100 [G] / PCS.
BEC62-A	0.87 [475]
BEC62-AT	0.87 [475]

NOTES:

- * 1. SEE CURRENT PRICE SHEET FOR PART NUMBER SUFFIX DESIGNATION FOR PACKAGE SIZE AND PART COLOR.
2. TO APPLY MOUNT: a) REMOVE PROTECTIVE LINER; b) PLACE IN DESIRED LOCATION; c) APPLY PRESSURE TO TOP OF MOUNT.

NO WARRANTY, EXPRESSED OR IMPLIED, IS MADE BY PANDUIT WITH RESPECT TO ADHESIVE BOND PERFORMANCE. AMONG OTHER THINGS, THE CONDITIONS UNDER WHICH THESE MOUNTS MAY BE APPLIED AND/OR THE SURFACE TO WHICH THEY MAY BE APPLIED ARE BEYOND PANDUIT'S CONTROL.



SCALE: FULL

DIMENSIONS IN BRACKETS ARE METRIC [mm]

CAD FILENAME/LAYERS G00382BA_PB_BEC62A_01

PANDUIT

CORP. TINLEY PARK, ILLINOIS

BEC62A/AT
BEVEL ENTRY CLIP

UNLESS OTHERWISE SPECIFIED,
DIMENSIONAL TOLERANCES ARE:
(.X) ± N/A (.XXX) ± N/A
(.XX) ± 0.02 (.5) ANGLES ± N/A

UNLESS OTHERWISE SPECIFIED,
ALL DIMENSIONS ARE GIVEN
IN INCHES, THIRD ANGLE PROJECTION.

REV	DATE	BY	CHK	DESCRIPTION	ECN	R	CUST	SUP
1	11-29-94	GDH		Ⓐ MAX STATIC LOAD WAS: ...[409g]..	G80382BA	1		
R	7/21/93	KLN		INITIAL RELEASE	G80382BA	R		

DRAWN BY KLN

MAT'L:

DATE 7/21/93

6/6 NYLON

CHK'D

SCALE NONE

DRAWING NO.
G80382BA

DWG
A
SIZE