

# PCB terminal block - SMKDSN 1,5/10-5,08 - 1869295

Please be informed that the data shown in this PDF Document is generated from our Online Catalog. Please find the complete data in the user's documentation. Our General Terms of Use for Downloads are valid (<http://download.phoenixcontact.com>)

PC terminal block, Nominal current: 13.5 A, Nom. voltage: 400 V, Pitch: 5.08 mm, Number of positions: 10, Connection method: Screw connection, Mounting: Soldering, Conductor/PCB connection direction: 55 °, Color: green




The figure shows a 10-position version of the product

## Why buy this product

- Arrangement of several rows of terminal blocks one behind the other – multi-level effect with the same design height
- PCB terminal blocks with compact housing dimensions and low design height
- Conductor and screwdriver axis at an angle of 55° to the usual direction
- Conductor cross sections up to 1.5 mm<sup>2</sup>



## Key commercial data

Packing unit	1
Minimum order quantity	50
Catalog page	Page 83 (CC-2011)
GTIN	 4 017918 149260
Custom tariff number	85369010
Country of origin	GERMANY

## Technical data

### Dimensions / positions

Length	12 mm
Pitch	5.08 mm
Dimension a	45.72 mm
Number of positions	10
Pin dimensions	0,5 x 1 mm
Hole diameter	1.3 mm
Screw thread	M3
Tightening torque, min	0.5 Nm
Tightening torque max	0.6 Nm

### Technical data

# PCB terminal block - SMKDSN 1,5/10-5,08 - 1869295

## Technical data

### Technical data

Range of articles	SMKDSN 1,5
Insulating material group	I
Rated surge voltage (III/3)	4 kV
Rated surge voltage (III/2)	4 kV
Rated surge voltage (II/2)	4 kV
Rated voltage (III/3)	250 V
Rated voltage (III/2)	400 V
Rated voltage (II/2)	630 V
Connection in acc. with standard	EN-VDE
Nominal current $I_N$	13.5 A
Nominal cross section	1.5 mm <sup>2</sup>
Maximum load current	13.5 A
Insulating material	PA
Inflammability class according to UL 94	V0
Internal cylindrical gage	A 1
Stripping length	6 mm
Nominal voltage, UL/CUL Use Group B	300 V
Nominal current, UL/CUL Use Group B	10 A
Nominal voltage, UL/CUL Use Group D	300 V
Nominal current, UL/CUL Use Group D	10 A

### Connection data

Conductor cross section solid min.	0.14 mm <sup>2</sup>
Conductor cross section solid max.	1.5 mm <sup>2</sup>
Conductor cross section stranded min.	0.14 mm <sup>2</sup>
Conductor cross section stranded max.	1.5 mm <sup>2</sup>
Conductor cross section stranded, with ferrule without plastic sleeve min.	0.25 mm <sup>2</sup>
Conductor cross section stranded, with ferrule without plastic sleeve max.	1.5 mm <sup>2</sup>
Conductor cross section stranded, with ferrule with plastic sleeve min.	0.25 mm <sup>2</sup>
Conductor cross section stranded, with ferrule with plastic sleeve max.	1.5 mm <sup>2</sup>
Conductor cross section AWG/kcmil min.	26
Conductor cross section AWG/kcmil max	16
2 conductors with same cross section, solid min.	0.14 mm <sup>2</sup>
2 conductors with same cross section, solid max.	0.75 mm <sup>2</sup>
2 conductors with same cross section, stranded min.	0.14 mm <sup>2</sup>
2 conductors with same cross section, stranded max.	0.75 mm <sup>2</sup>
2 conductors with same cross section, stranded, ferrules without plastic sleeve, min.	0.25 mm <sup>2</sup>
2 conductors with same cross section, stranded, ferrules without plastic sleeve, max.	0.5 mm <sup>2</sup>

# PCB terminal block - SMKDSN 1,5/10-5,08 - 1869295

## Technical data

### Connection data

2 conductors with same cross section, stranded, TWIN ferrules with plastic sleeve, min.	0.5 mm <sup>2</sup>
2 conductors with same cross section, stranded, TWIN ferrules with plastic sleeve, max.	1 mm <sup>2</sup>
Minimum AWG according to UL/CUL	30
Maximum AWG according to UL/CUL	14

## Classifications

### ETIM

ETIM 3.0	EC001121
ETIM 4.0	EC002643
ETIM 5.0	EC002643

### UNSPSC

UNSPSC 11	39121432
UNSPSC 12.01	39121432
UNSPSC 13.2	39121432
UNSPSC 6.01	30211801
UNSPSC 7.0901	39121432

### eCl@ss

eCl@ss 4.0	27141109
eCl@ss 4.1	27141109
eCl@ss 5.0	27141190
eCl@ss 5.1	27141190
eCl@ss 6.0	27261101
eCl@ss 7.0	27440401

## Approvals

### Approvals

---

#### Approvals

CSA / UL Recognized / SEV / cUL Recognized / GOST / CCA / IECEE CB Scheme / GOST / cULus Recognized

---

#### Ex Approvals

---


#### Approvals submitted

---


#### Approval details

# PCB terminal block - SMKDSN 1,5/10-5,08 - 1869295

## Approvals

CSA 


		B	D
mm <sup>2</sup> /AWG/kcmil	28-14	28-14	28-14
Nominal current IN	10 A	10 A	10 A
Nominal voltage UN	300 V	150 V	300 V

UL Recognized 

		B	D
mm <sup>2</sup> /AWG/kcmil	30-14	30-14	30-14
Nominal current IN	10 A	10 A	10 A
Nominal voltage UN	300 V	300 V	300 V

SEV

mm <sup>2</sup> /AWG/kcmil	1.5
Nominal voltage UN	250 V

cUL Recognized 

		B	D
mm <sup>2</sup> /AWG/kcmil	30-14	30-14	30-14
Nominal current IN	10 A	10 A	10 A
Nominal voltage UN	300 V	300 V	300 V

GOST 

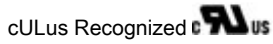
CCA

IECEE CB Scheme 

GOST 

# PCB terminal block - SMKDSN 1,5/10-5,08 - 1869295

## Approvals



## Accessories

### Accessories

### Marking

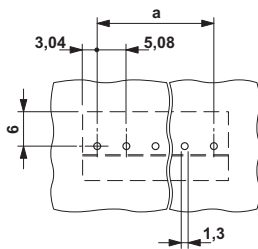
Marker cards - SK 5,08/3,8:FORTL.ZAHLEN - 0804293



Marker cards, Card, white, labeled, Horizontal: Consecutive numbers 1 - 10, 11 - 20, etc. up to 91 - (99)100, Mounting type: Adhesive, For terminal block width: 5.08 mm

## Drawings

### Drilling diagram



### Dimensioned drawing

