Alle Rechte vorbehalten/ *All rights reserved*

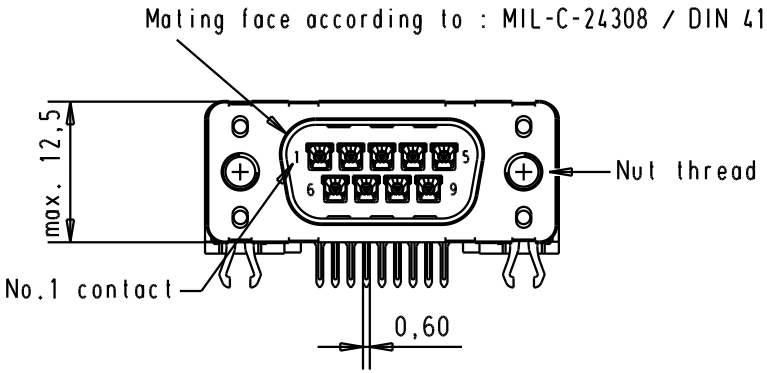

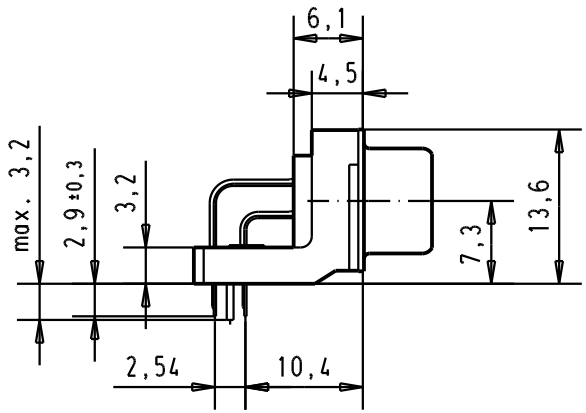

Printed board layout
component side

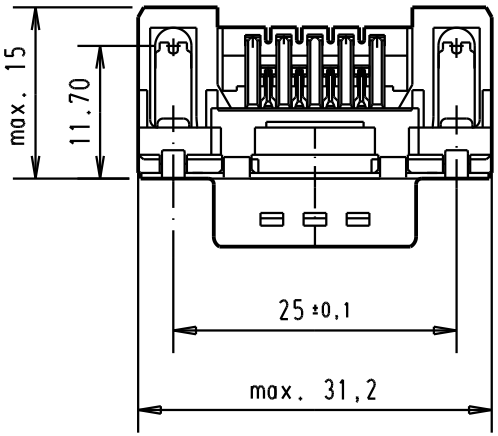

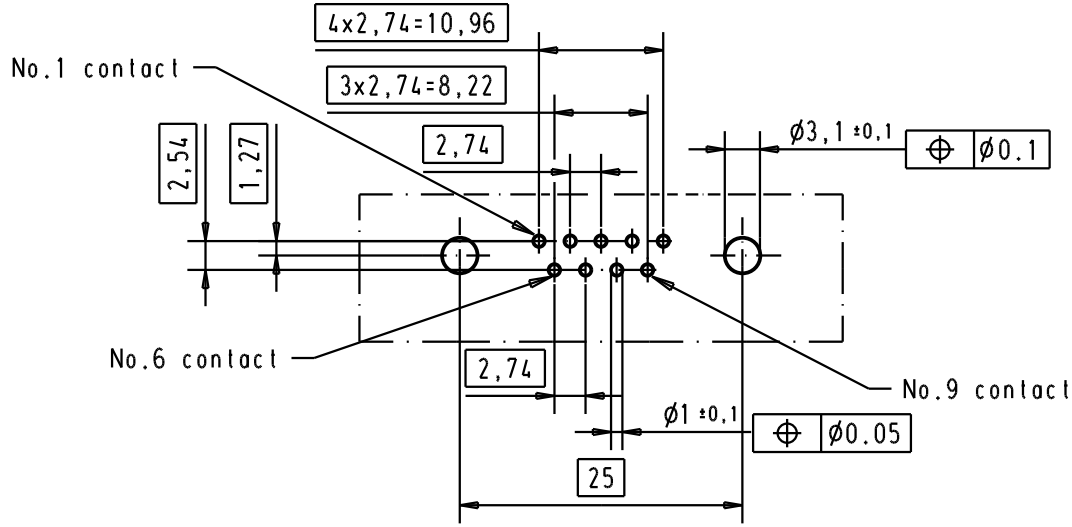

Connector retention and insertion forces on the PCB = 25 / 80 newtons

Part number	Nut thread	Performance level	Mod.	Dat.	Name
09 65 166 3811	M 3	1			
09 65 166 6811	M 3	2			
09 65 166 7811	M 3	3			
09 65 166 3812	4-40 UNC	1	31892	22/04/04	JH
09 65 166 6812	4-40 UNC	2	29723	05-MAR-02	CV
09 65 166 7812	4-40 UNC	3	29750	15-FEB-02	JB

	Dat.	Name
Detail.	15-FEB-02	JB
Insp.		
Stand.		

All Dim. in mm
Orig. Size DIN A 4

D-Sub, High temperature,
9 poles, male, standard
with solder pins 2,9mm,
nuts and grounding board lock.

Maßstab/ *Scale* 1.5:1

HARTING EURL
F-95972 Paris

TB 0965166x81x

Sub.

Blatt/ *Page* 1