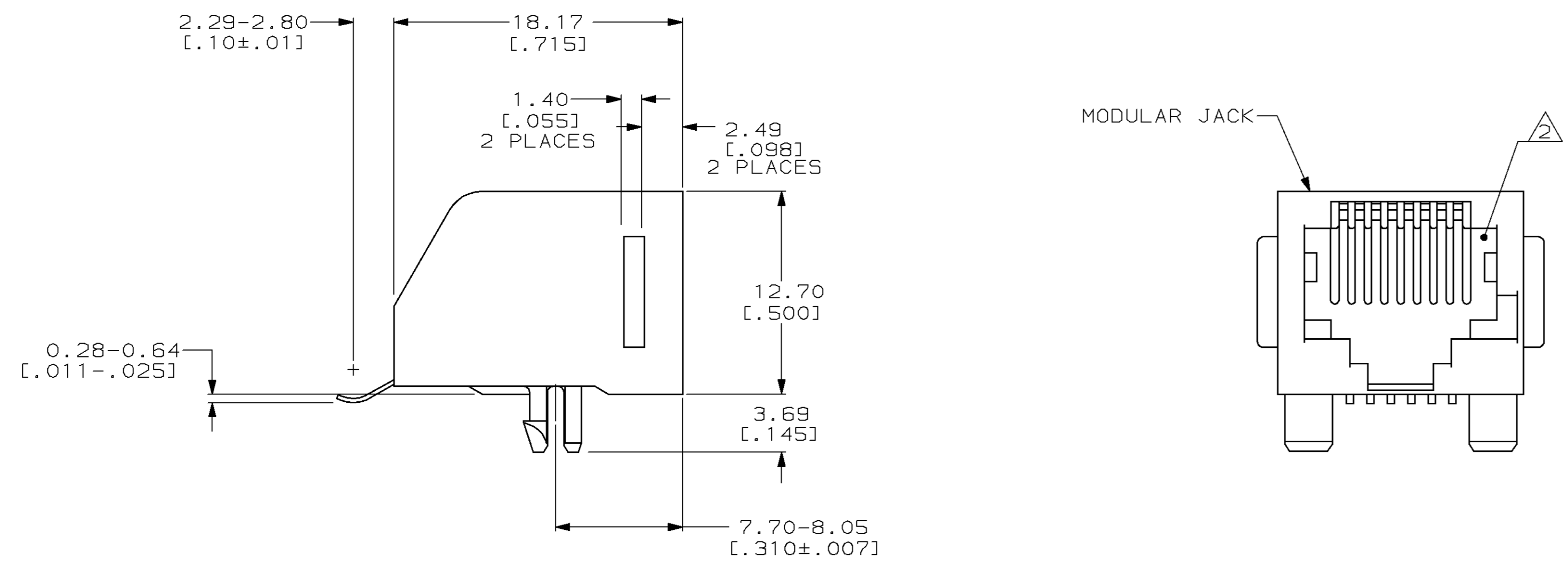
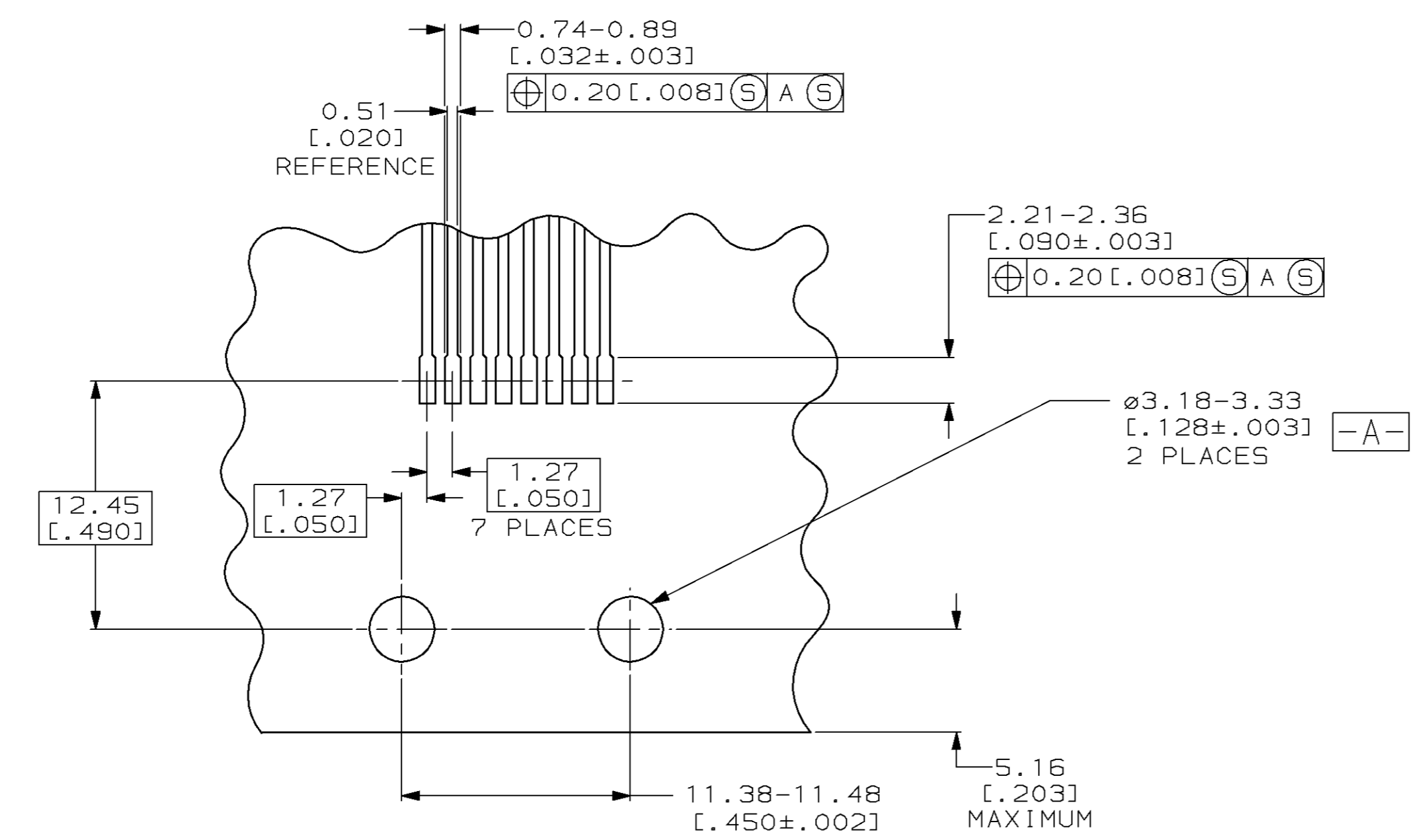
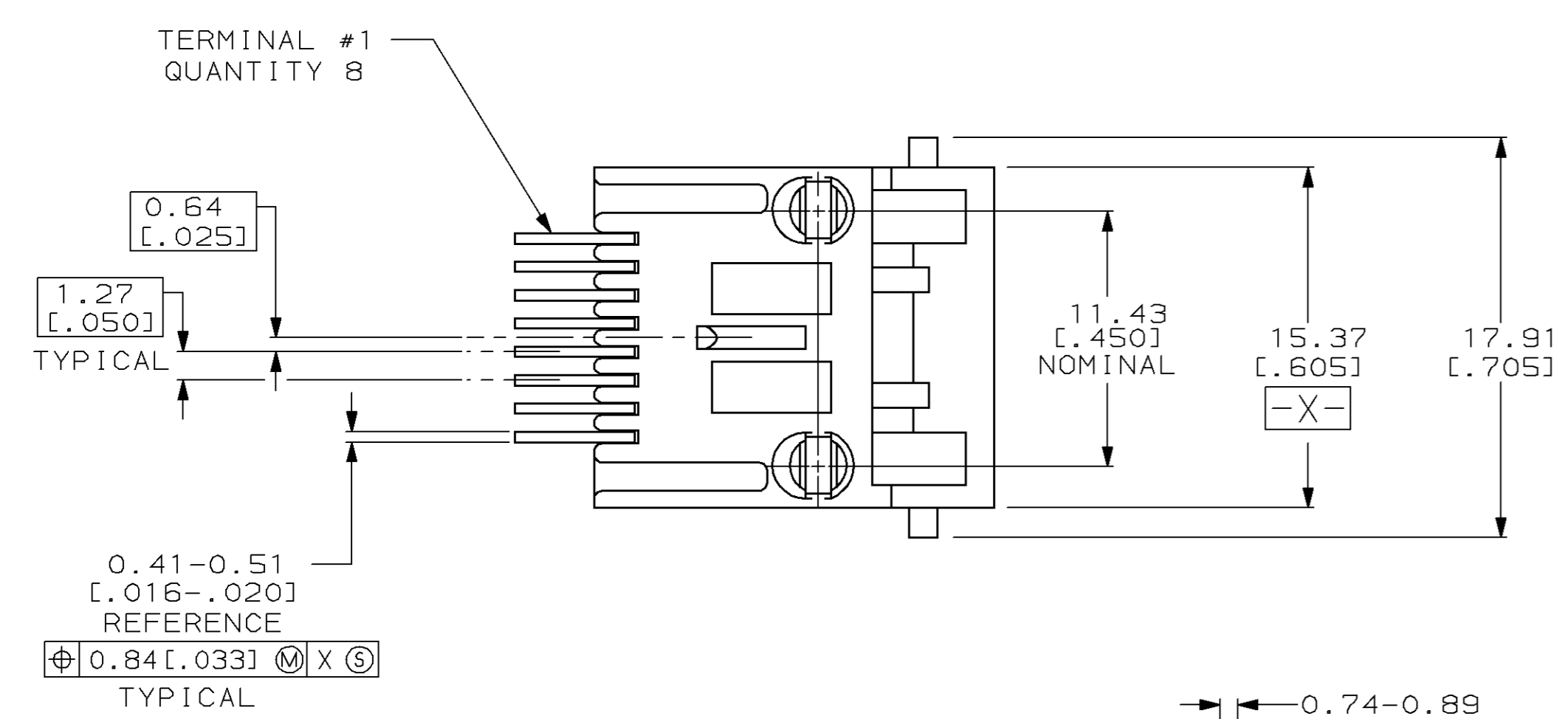


LOC		DIST		REV		ZONE		LTR		REVISIONS		DATE	APPD
AA	22	P	F								REV; EC 0502-0711-97	23OCT97	05 EL



- 1. MATERIAL: HOUSING - HTN MOLDING COMPOUND, 94 V0, BLACK.
 TERMINAL - 0.36 [.014] THICK PHOS-BRONZE PLATE WITH 1.27µm [.000050] THICK HARD GOLD IN LOCALIZED GOLD PLATE AREA AND 3.81µm [.000150] THICK TIN-LEAD IN SOLDER AREA OVER 1.27µm [.000050] THICK NICKEL UNDERPLATE.
- 2. CAVITY CONFORMS TO FCC RULES AND REGULATIONS, PART 68, SUBPART F.
- 3. ALL DIMENSIONS SHOWN ARE MAXIMUM UNLESS OTHERWISE SPECIFIED AND ARE PRIOR TO SURFACE MOUNT PROCESSING.
- 4. SNAP-IN RETENTION FEATURE ACCOMMODATES 1.45-1.70 [.062±.005] THICK PRINTED CIRCUIT BOARD.



RECOMMENDED PRINTED CIRCUIT BOARD LAYOUT

THIS DRAWING IS A CONTROLLED DOCUMENT FOR AMP INCORPORATED. IT IS SUBJECT TO CHANGE AND THE CONTROLLING ENGINEERING ORGANIZATION SHOULD BE CONTACTED FOR THE LATEST REVISION.

DO NOT SCALE PRINT. UNLESS SPECIFIED DIMENSIONS IN mm [INCHES] TOLERANCES ON:		DR 9-28-95 D. STRAUSSER		8		555078-1	
2 PLC DEC ± -		CHK 10-17-95 N. JONES		NUMBER OF TERMINALS		PART NO	
3 PLC DEC ± -		APPD 10-23-95 J. TONEY		AMP Incorporated Harrisburg, PA 17105-3608			
ANGLES ± -		APPD 10-24-95 H. MCGRATH					
MATERIAL		PRODUCT SPEC 108-1163		NAME MODULAR JACK ASSEMBLY, 8 POSITION, LOW PROFILE, RIGHT ANGLE, SURFACE MOUNT, KEYED, WITH PANEL STOPS			
FINISH		APPLICATION SPEC 114-6040		SIZE D	CAGE CODE 00779	DRAWING NO C=555078	
WEIGHT -		SCALE 4:1		SHEET 1 OF 1		CUSTOMER DRAWING	