

Printed-circuit board connector - MSTB 2,5/ 7-STF-5,08 - 1778030

Please be informed that the data shown in this PDF Document is generated from our Online Catalog. Please find the complete data in the user's documentation. Our General Terms of Use for Downloads are valid (<http://download.phoenixcontact.com>)

Plug component, Nominal current: 12 A, Rated voltage (III/2): 320 V, Number of positions: 7, Pitch: 5.08 mm, Connection method: Screw connection, Color: green, Contact surface: Tin



The figure shows a 10-position version of the product

Why buy this product

- Plug-in direction parallel to the conductor axis
- Individual position keying by inserting keying profiles
- Standard plug-in system for 320 V (III/2)



Key commercial data

Packing unit	1
Minimum order quantity	1000
Catalog page	Page 237 (CC-2011)
GTIN	 4 017918 039905
Custom tariff number	85366990
Country of origin	GERMANY

Technical data

Dimensions / positions

Pitch	5.08 mm
Dimension a	30.48 mm
Number of positions	7
Screw thread	M3
Tightening torque, min	0.5 Nm
Tightening torque max	0.6 Nm

Technical data

Range of articles	MSTB 2,5/..-STF
Insulating material group	I
Rated surge voltage (III/3)	4 kV
Rated surge voltage (III/2)	4 kV

Printed-circuit board connector - MSTB 2,5/ 7-STF-5,08 - 1778030

Technical data

Technical data

Rated surge voltage (II/2)	4 kV
Rated voltage (III/2)	320 V
Rated voltage (II/2)	630 V
Connection in acc. with standard	EN-VDE
Nominal current I_N	12 A
Nominal voltage U_N	250 V
Nominal cross section	2.5 mm ²
Maximum load current	12 A (with 2.5 mm ² conductor cross section)
Insulating material	PA
Inflammability class according to UL 94	V0
Internal cylindrical gage	A3
Stripping length	7 mm
Nominal voltage, UL/CUL Use Group B	300 V
Nominal current, UL/CUL Use Group B	15 A
Nominal voltage, UL/CUL Use Group D	300 V
Nominal current, UL/CUL Use Group D	15 A

Connection data

Conductor cross section solid min.	0.2 mm ²
Conductor cross section solid max.	2.5 mm ²
Conductor cross section stranded min.	0.2 mm ²
Conductor cross section stranded max.	2.5 mm ²
Conductor cross section stranded, with ferrule without plastic sleeve min.	0.25 mm ²
Conductor cross section stranded, with ferrule without plastic sleeve max.	2.5 mm ²
Conductor cross section stranded, with ferrule with plastic sleeve min.	0.25 mm ²
Conductor cross section stranded, with ferrule with plastic sleeve max.	2.5 mm ²
Conductor cross section AWG/kcmil min.	24
Conductor cross section AWG/kcmil max	12
2 conductors with same cross section, solid min.	0.2 mm ²
2 conductors with same cross section, solid max.	1 mm ²
2 conductors with same cross section, stranded min.	0.2 mm ²
2 conductors with same cross section, stranded max.	1.5 mm ²
2 conductors with same cross section, stranded, ferrules without plastic sleeve, min.	0.25 mm ²
2 conductors with same cross section, stranded, ferrules without plastic sleeve, max.	1 mm ²
2 conductors with same cross section, stranded, TWIN ferrules with plastic sleeve, min.	0.5 mm ²
2 conductors with same cross section, stranded, TWIN ferrules with plastic sleeve, max.	1.5 mm ²
Minimum AWG according to UL/CUL	30

Printed-circuit board connector - MSTB 2,5/ 7-STF-5,08 - 1778030

Technical data

Connection data

Maximum AWG according to UL/CUL	12
---------------------------------	----

Classifications

ETIM

ETIM 3.0	EC001121
ETIM 4.0	EC002638
ETIM 5.0	EC002638

UNSPSC

UNSPSC 11	39121409
UNSPSC 12.01	39121409
UNSPSC 13.2	39121409
UNSPSC 6.01	30211810
UNSPSC 7.0901	39121409

eCl@ss

eCl@ss 4.0	272607xx
eCl@ss 4.1	27260701
eCl@ss 5.0	27260701
eCl@ss 5.1	27260701
eCl@ss 6.0	27260704
eCl@ss 7.0	27440402

Approvals

Approvals

Approvals

CSA / UL Recognized / VDE Gutachten mit Fertigungsüberwachung / cUL Recognized / GOST / GL / RS / IEC CB Scheme / GOST / cULus Recognized


Ex Approvals

Approvals submitted


Approval details

Printed-circuit board connector - MSTB 2,5/ 7-STF-5,08 - 1778030


Approvals

CSA 


	B	D
mm ² /AWG/kcmil	28-12	28-12
Nominal current I _N	10 A	10 A
Nominal voltage U _N	300 V	300 V

UL Recognized 

	B	D
mm ² /AWG/kcmil	30-12	30-12
Nominal current I _N	15 A	10 A
Nominal voltage U _N	300 V	300 V

VDE Gutachten mit Fertigungsüberwachung 

mm ² /AWG/kcmil	0.2-2.5
Nominal current I _N	12 A
Nominal voltage U _N	250 V

cUL Recognized 

	B	D
mm ² /AWG/kcmil	30-12	30-12
Nominal current I _N	15 A	10 A
Nominal voltage U _N	300 V	300 V

GOST 

GL


mm ² /AWG/kcmil	2,5
Nominal current I _N	8 A
Nominal voltage U _N	250 V

RS

Printed-circuit board connector - MSTB 2,5/ 7-STF-5,08 - 1778030

Approvals

IECEE CB Scheme	
mm²/AWG/kcmil	0.2-2.5
Nominal current I _N	12 A
Nominal voltage U _N	250 V



Accessories

Accessories

Bridges

Insertion bridge - EBP 4- 5 - 1733185



Insertion bridge, fully insulated, for plug connectors with 5.0 or 5.08 mm pitch, no. of positions: 4

Insertion bridge - EBP 5- 5 - 1733198



Insertion bridge, fully insulated, for plug connectors with 5.0 or 5.08 mm pitch, no. of positions: 5

Insertion bridge - EBP 3- 5 - 1733172



Insertion bridge, fully insulated, for plug connectors with 5.0 or 5.08 mm pitch, no. of positions: 3

Printed-circuit board connector - MSTB 2,5/ 7-STF-5,08 - 1778030

Accessories

Insertion bridge - EBP 6- 5 - 1733208



Insertion bridge, fully insulated, for plug connectors with 5.0 or 5.08 mm pitch, no. of positions: 6

Marking

Marker cards - SK 5,08/3,8:FORTL.ZAHLEN - 0804293



Marker cards, Card, white, labeled, Horizontal: Consecutive numbers 1 - 10, 11 - 20, etc. up to 91 - (99)100, Mounting type: Adhesive, For terminal block width: 5.08 mm

Marker cards - SK U/3,8 WH:UNBEDRUCKT - 0803906



Marker cards, Sheet, white, Unlabeled, Can be labeled with: Plotter, Office-Drucksysteme, Mounting type: Adhesive

Marker pen - B-STIFT - 1051993



Marker pen, for manual labeling of unprinted Zack strips, smear-proof and waterproof, line thickness 0.5 mm

Marker pen - X-PEN 0,35 - 0811228



Marker pen without ink cartridge, for manual labeling of markers, labeling extremely wipe-proof, line thickness 0.35 mm

Plug/Adapter

Printed-circuit board connector - MSTB 2,5/ 7-STF-5,08 - 1778030

Accessories

Coding profile - CP-MSTB - 1734634



Keying profile, is inserted into the slot on the plug or inverted header, red insulating material

Tools

Screwdriver - SZS 0,6X3,5 - 1205053



Actuation tool, for ST terminal blocks, insulated, also suitable for use as a bladed screwdriver, size: 0.6 x 3.5 x 100 mm, 2-component grip, with non-slip grip

Insertion bridge - EBP 2- 5 - 1733169



Insertion bridge, fully insulated, for plug connectors with 5.0 or 5.08 mm pitch, no. of positions: 2

Additional products

Plug-in block - UMSTBVK 2,5/ 7-GF-5,08 - 1787979



Plug component, Nominal current: 12 A, Rated voltage (III/2): 320 V, Number of positions: 7, Pitch: 5.08 mm, Connection method: Screw connection, Color: green, Contact surface: Tin, Assembly: DIN rail

Feed-through terminal block - UK 3-MVSTB-5,08 - 3002076



Feed-through terminal block, Nominal current: 12 A, Nominal voltage: 250 V, Cross section: 0.2 mm² - 4 mm², AWG: 24 - 12, Mounting type: NS 32, NS 35/15, NS 35/7.5, Pitch: 5.08 mm, Width: 5.1, Color: gray

Printed-circuit board connector - MSTB 2,5/ 7-STF-5,08 - 1778030

Accessories

Feed-through terminal block - UK 3-MSTB-5,08 - 3002034



Feed-through terminal block, Connection method: Special and hybrid connection, Cross section: 0.2 mm² - 4 mm², AWG: 24 - 12, Width: 5.08 mm, Color: gray, Mounting type: NS 32, NS 35/15, NS 35/7.5

Double-level terminal block - UKK 3-MSTB-5,08 - 2770888



Double-level modular terminal block with COMBICON plug-in zone, nominal current: 12 A, nominal voltage: 250 V, cross section: 0.2 mm² - 4 mm², AWG: 24 - 12, mounting type: NS 35/7.5, NS 35/15, NS 32, pitch: 5.08 mm, width: 5.08, color: gray

Feed-through terminal block - UKK 3-MSTB-5,08-PE - 1876615



Feed-through terminal block, Nominal current: 12 A, Nominal voltage: 320 V, Cross section: 0.2 mm² - 4 mm², AWG: 24 - 12, Mounting type: NS 35/7.5, NS 35/15, NS 32, Pitch: 5.08 mm, Width: 5.08, Color: green-yellow

Base strip - MVSTBU 2,5/ 7-GFB-5,08 - 1788392



Plug component, Nominal current: 12 A, Rated voltage (III/2): 320 V, Number of positions: 7, Pitch: 5.08 mm, Connection method: Screw connection, Color: green, Contact surface: Tin, Assembly: Direct mounting

Feed-through terminal block - UK 3D-MSTBV-5,08 - 3002131



Feed-through terminal block, Connection method: Special and hybrid connection, Cross section: 0.2 mm² - 4 mm², AWG: 24 - 12, Width: 5.08 mm, Color: gray, Mounting type: NS 32, NS 35/15, NS 35/7.5

Feed-through terminal block - UK 3-MVSTB-5,08-LA 24RD - 3002102



Feed-through terminal block, Nominal current: 12 A, Nominal voltage: 250 V, Cross section: 0.2 mm² - 4 mm², AWG: 24 - 12, Mounting type: NS 32, NS 35/15, NS 35/7.5, Pitch: 5.08 mm, Width: 5.08, Color: gray

Printed-circuit board connector - MSTB 2,5/ 7-STF-5,08 - 1778030

Accessories

Feed-through terminal block - ZFKK 1,5-MSTBV-5,08 - 1873016



Feed-through terminal block, Connection method: Special and hybrid connection, MSTB plug entry, Cross section: 0.2 mm² - 2.5 mm², Width: 5.08 mm, Color: gray, Mounting: NS 35/7.5, NS 35/15 / Ex data new / /

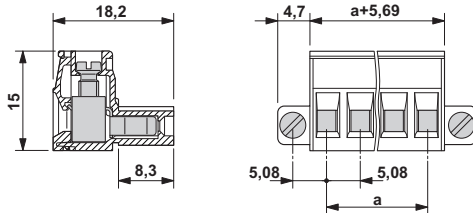
Base strip - MSTBVK 2,5/ 7-GF-5,08 - 1789003



Plug component, Nominal current: 12 A, Rated voltage (III/2): 320 V, Number of positions: 7, Pitch: 5.08 mm, Connection method: Screw connection, Color: green, Contact surface: Tin, Assembly: DIN rail

Drawings

Dimensioned drawing



© Phoenix Contact 2012 - all rights reserved
<http://www.phoenixcontact.com>