

PA2649NL

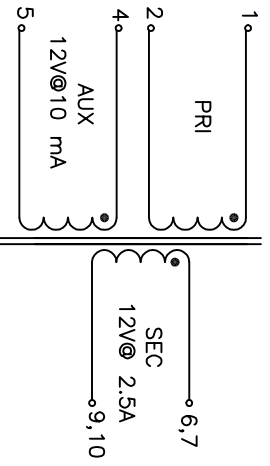
NOTICE: THE INFORMATION AND DESIGN CONTAINED HEREIN IS THE PROPERTY OF PULSE AND RESERVES ALL RIGHTS THERETO.

TEST NOTES:

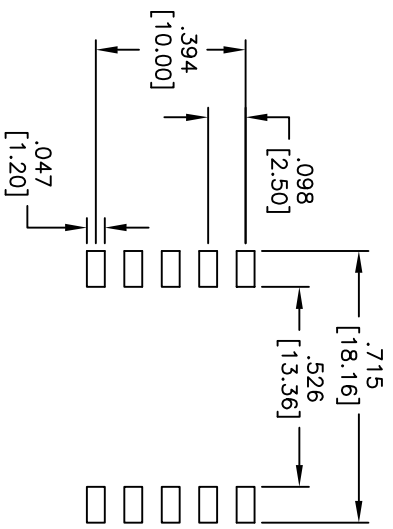
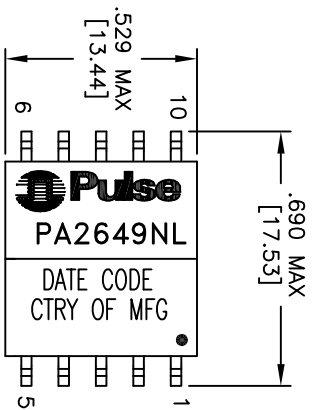
UNLESS OTHERWISE SPECIFIED, TESTING IS PERFORMED AT 25 ±5°C. TURNS RATIO LIMITS ARE SPECIFIED AS MEASURED WITH UNGAPPED CORES.

1. POLARITY: (100%) AT 100 KHZ, 1.00 VRMS. PER SCHEMATIC.
2. TURNS RATIO: (100%) AT 100 KHZ, 1.00 VRMS.  
(1\*-2) : (6,7-9,10) : 1.77 : 1 = 1.77 ±2%.  
(1\*-2) : (4-5) : 1.92 : 1 = 1.92 ±2%.
3. INDUCTANCE: (100%) AT 100 KHZ, 200 mVRMS.  
(1-2) = 100.50 uH ±10% @ OADC
4. LEAKAGE INDUCTANCE: (SAMPLE) AT 100 KHZ, 200 mVRMS.  
(1-2) WITH (4,5,6,7,9,10) SHORTED = 875 nH MAX
5. DCR: (SAMPLE)  
(1-2) = 95 MOHMS TYP, 110 MOHMS MAX  
(6,7-9,10) = 35.0 MOHMS (TYP), 40.0 MOHMS (MAX)  
(4-5) = 445 MOHMS (TYP), 510 MOHMS (MAX)
6. HIPOT: (100%)  
(1, 2, 4,5) TO (6,7, 9, 10) : 1500 VAC FOR 1 MINUTE

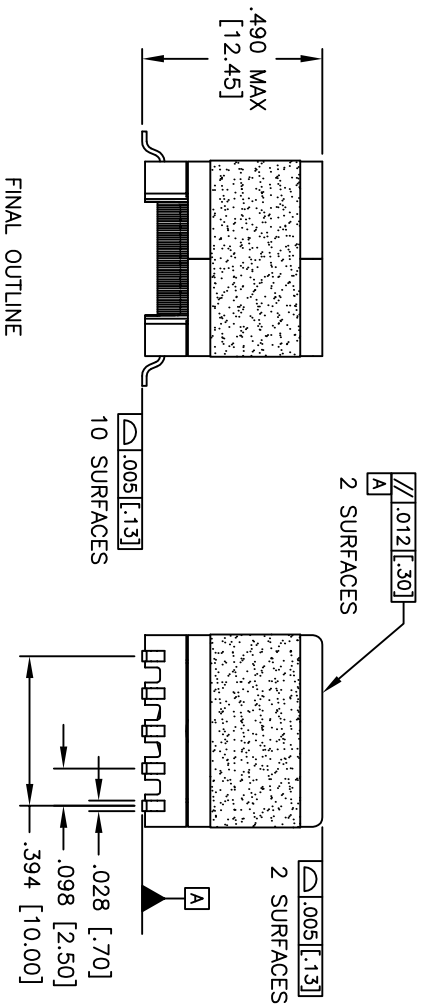
VIN = 33-57 V  
FREQ=200 KHZ



SCHEMATIC



SUGGESTED LAND PATTERN



FINAL OUTLINE

UNLESS OTHERWISE SPECIFIED, ALL DIMENSIONS ARE IN INCHES  
TOLERANCES ARE:  
DECIMALS ANGLES  
XX ±.01 ± 1°  
.XXX ±.005  
DO NOT SCALE DRAWING

SIZE	CODE	DWG. NO.	REV
B	01961	PA2649NL-4	P1
SCALE	NONE	CAD FILE	SHEET 4 OF 4

120CT2004