



Pulse*LARSEN* *Antennas*

Cable Mounts and Connectors





YOUR INTRODUCTION TO PULSELARSEN CABLE MOUNTS.

Want to learn more? Visit our website at pulselarsenantennas.com

All Larsen NMOHF (high frequency 27 MHz to 6 GHz) mounts convert from low frequency applications to high frequency applications and back by pulling or replacing the center pin and insulator.

NMOHF mounts require a 3/4" hole for mounting and include 17' of coax. NMOHF mounts accommodate roof surfaces from 0.1" to .03". NMOHFTHK (thick) mounts accommodates roof surfaces up to 1/2" thick.



If your antenna has a "tab" or "pin" connector, use the NMOHF mount in the low frequency configuration - leave the center pin and insulator in place as it arrives from the factory.



If your antenna has a "high frequency" (HF) connector, use the NMOHF mount in the high frequency configuration - remove the center pin and insulator.




NMO 3/4" HIGH FREQUENCY MOUNTS		
Model	Coax	Connector
NMOKHFCX	CX (RG-58A/U)	No Conn
NMOKHFCXFME	CX (RG-58A/U)	FME CRIMP
NMOKHFCXMPL	CX (RG-58A/U)	MPL
NMOKHFCXPL	CX (RG-58A/U)	PL-259
NMOKHFDS	DS (RG-58A/U Dual Shield)	No Conn
NMOKHFUD	UD (RG-58U Dual Shield)	No Conn
NMOKHFUDFME	UD (RG-58U Dual Shield)	FME
NMOKHFUDMPL	UD (RG-58U Dual Shield)	MPL
NMOKHFUDSMA	UD (RG-58U Dual Shield)	SMA
NMOKHFUDTNC	UD (RG-58U Dual Shield)	TNC
NMOKHF200SMAI	LMR200	SMA Installed

NMO 3/4" HIGH FREQUENCY MID-SIZE MOUNTS		
Model	Coax	Connector
NMOKHF MIDCX	CX (RG-58A/U)	No Conn
NMOKHF MIDDS	DS (RG-58A/U Dual Shield, Low Loss)	No Conn
NMOKHF MIDUD	UD (RG-58U, Dual Shield)	No Conn

NMO 3/4" HIGH FREQUENCY THICK MOUNTS		
Model	Coax	Connector
NMOKHFCXTHK	CX (RG-58A/U)	No Conn
NMOKHFDSTHK	DS (RG-58A/U Dual Shield)	No Conn

NMO 3/4" standard mounts require a 3/4" hole for mounting and include 17' of coax.

NMO 3/4" STANDARD MOUNTS		
Model	Coax	Connector
NMOKNOCONN	CX (RG-58A/U)	No Conn
NMOK	CX (RG-58A/U)	PL-259
NMOKFME	CX (RG-58A/U)	FME
NMOKMPL	CX (RG-58A/U)	MPL Crimp
NMOKDS	DS (RG-58A/U Dual Shield)	No Conn
NMOKDSFME	DS (RG-58A/U Dual Shield)	FME
NMOKUD	UD (RG-58U Dual Shield)	No Conn
NMOKUDFME	UD (RG-58U Dual Shield)	FME
NMOKUDPL	UD (RG-58U Dual Shield)	PL-259T
NMOKUDTNC	UD (RG-58U Dual Shield)	TNC



NMO HIGH FREQUENCY MOUNTS		
Model	Thickness	Cable
NMOHF	0.761-2.54 mm Standard	Not included
NMOHFMID	0.761 - 5.90 mm Mid-Thickness	Not included
NMOHFTHK	1.6 - 12.7 mm Greatest Thickness	Not included

All Larsen NMOHF (high frequency 27 MHz to 6 GHz) mounts convert from low frequency applications to high frequency applications and back by pulling or replacing the center pin and insulator.

NMOHF round magnetic mounts have the following specifications:

Size: 3.5" Diameter ■ **Cable Length:** 12' ■ **Pull Strength:** 80 lbs



NMO HIGH FREQUENCY MAGNETIC MOUNTS		
Model	Coax	Connector
NMOMMRNOCONN	CX (RG-58A/U)	No Conn
NMOMMR	CX (RG-58A/U)	58FCP
NMOMMRFME	CX (RG-58A/U)	FME Crimp
NMOMMRPL	CX (RG-58A/U)	PL-259
NMOMMRMPL	CX (RG-58A/U)	MPL Crimp
NMOMMRTNC	CX (RG-58A/U)	TNC Crimp
NMOMMRBNC	CX (RG-58A/U)	BNC Crimp
NMOMMRN	CX (RG-58A/U)	N Crimp
NMOMMRDS	DS (RG-58A/U Dual Shield)	No Conn
NMOMMRDSFME	DS (RG-58A/U Dual Shield)	FME
NMOMMRDSMPL	DS (RG-58A/U Dual Shield)	MPL Crimp
NMOMMRDSN	DS (RG-58A/U Dual Shield)	N Crimp
NMOMMRDSSMA	DS (RG-58A/U Dual Shield)	SMA
NMOMMRDSSMAR/P	DS (RG-58A/U Dual Shield)	SMARP
NMOMMRDSPL	DS (RG-58A/U Dual Shield)	PL-259T
NMOMMRDSTNC	DS (RG-58A/U Dual Shield)	TNC
NMOMMT200NOCONN	LMR200	No Conn
NMOMMR200SMA	LMR200	SMA
NMOMMR200N	LMR200	N

NMO3/8" mounts have the following specifications:

Mounting: 3/4" hole ■ **Mounting Surface:** 0.15" to 0.22" thickness ■ **Cable Length:** 17'

NMO 3/8" THICK MOUNTS		
Model	Coax	Connector
NMOKCX38THK	CX (RG-58A/U)	No Conn
NMOKUD38THK	DS (RG-58A/U Dual Shield)	No Conn



All Larsen NMOHF (high frequency 27 MHz to 6 GHz) mounts convert from low frequency applications to high frequency applications and back by pulling or replacing the center pin and insulator.

NMOHFGPS mounts have the following specifications:

Frequency: 1575.4 - 1576.4 MHz ■ **Gain:** 5 dBic ■ **Polarization:** Right-Hand Circular / Vertical ■ **LNA Gain:** 26 dB ± 2 dB
Cable: 16.4' RG-174 (GPS) 16.4' RG-58 (NMOHF) ■ **VSWR:** Less than 2:1 ■ **Size:** .5 x 2 x 4.5 ■ **Voltage:** 3 or 5 V DC ■ **Color:** Black
Mounting: 5/8 " Hole

GPS LTE DIRECT MOUNTS	
Model	Connectors
NMOHFGPSFMENOCNN	FME/No Connector
NMOHFGPSFMESMA	FME/SMA
NMOHFGPSNOCNN	No Connectors
NMOHFGPSSMASMA	SMA/SMA

NOTE: Specifications listed refer to GPS performance. Additional antenna specifications are dependent on the antenna mounted on the NMO side.



NMO square magnetic mounts have the following specifications:

Size: 3.5" x 3" ■ **Cable Length:** 12' ■ **Pull Strength:** 50 lbs

NMO SQUARE MAGNETIC MOUNTS		
Model	Coax	Connector
NMOMMNOCONN	CX (RG-58A/U)	No Conn
NMOMMMPL	CX (RG-58A/U)	MPL
NMOMM	CX (RG-58A/U)	58FCP
NMOMMBNC	CX (RG-58A/U)	BNC
NMOMMPL	CX (RG-58A/U)	PL-259
NMOMMFME	CX (RG-58A/U)	FME
NMOMMDSFME	DS (RG-58A/U Dual Shield)	FME



NMO trunk lid mounts have the following specifications:

Size: 2.5" x 2"

NMO TRUNK LID MOUNTS			
Model	Coax	Connector	Connector
NMOTLP	CX (RG-58A/U)	17 ft.	PL-259
NMOTLPFME	CX (RG-58A/U)	17 ft.	FME
NMOHFTLP200NF	LMR-200	17 ft.	N-Female
NMOHFTLP200NF12	LMR-200	12 ft.	N-Female



LM MOUNTS		
Model	Coax	Connector
LMKNOCNN	CX (RG-58A/U)	No Conn
LMKFME	CX (RG-58A/U)	FME
LMK	CX (RG-58A/U)	PL-259
LMKDS	DS (RG-58A/U Dual Shield)	No Conn
LMKDSFME	DS (RG-58A/U Dual Shield)	FME
LMKUD	UD (RG-58U Dual Shield)	No Conn
LMKUDFME	UD (RG-58U Dual Shield)	FME



LM magnetic mounts have the following specifications:

Size: 3.5" x 3" ■ **Cable Length:** 12' ■ **Type:** 5/16" x 24 THDS ■ **Pull Strength:** 50 lbs

LMMM MAGNETIC MOUNTS		
Model	Coax	Connector
LMKNOCNN	CX (RG-58A/U)	No Conn
LMKFME	CX (RG-58A/U)	FME
LMK	CX (RG-58A/U)	PL-259
LMKDS	DS (RG-58A/U Dual Shield)	No Conn
LMKDSFME	DS (RG-58A/U Dual Shield)	FME
LMKUD	UD (RG-58U Dual Shield)	No Conn
LMKUDFME	UD (RG-58U Dual Shield)	FME



LM trunk lid mounts have the following specifications:

Size: 2.5" x 2" ■ **Cable Length:** 17' ■ **Type:** 5/16" x 24 THDS

LM TRUNK LID MOUNTS		
Model	Coax	Connector
MTLP	CX (RG-58A/U)	PL-259
LMTLPDS	DS (RG-58A/U Dual Shield)	Order Separately



PO MOUNTS		
Model	Coax	Connector
POKNOCONN	CX (RG-58A/U)	No Conn

PO magnetic mounts have the following specifications:

Size: 3.5" x 3" ■ **Cable Length:** 12' ■ **Type:** SO-239 Female ■ **Pull Strength:** 50 lbs

PO MAGNETIC MOUNTS		
Model	Coax	Connector
POMM	CX (RG-58A/U)	58FCP



CONNECTORS

SMA CONNECTORS



MODEL	DESCRIPTION
SMACP58	SMA Crimp Plug 58/U
CABLE GROUP	58



MODEL	DESCRIPTION
SMACJ	SMA Crimp Jack 58/U
CABLE GROUP	58

BNC CONNECTORS



MODEL	DESCRIPTION
BNCCRIMP	BNC Crimp Plug 58/U
CABLE GROUP	58



MODEL	DESCRIPTION
BNCCJ58	BNC Crimp Jack 58/U
CABLE GROUP	58



MODEL	DESCRIPTION
BNC174	BNC Crimp Plug 174/U
CABLE GROUP	174

N CONNECTORS



MODEL	DESCRIPTION
NCRIMP	N Crimp Plug 58/U
CABLE GROUP	58




MODEL	DESCRIPTION
N8	N Clamp Plug 8/U
CABLE GROUP	8




MODEL	DESCRIPTION
NCBJ58	N Crimp Blk Jack 58/U
CABLE GROUP	58

TNC CONNECTORS



MODEL	DESCRIPTION
TNCCRIMP	TNC Crimp Plug 58/U
CABLE GROUP	58



MODEL	DESCRIPTION
TNC	TNC Clamp Plug 58/U
CABLE GROUP	58



MODEL	DESCRIPTION
TNCCJ	TNC Crimp Jack 58/U
CABLE GROUP	58



MODEL	DESCRIPTION
TNCCBJ	TNC Crimp Blk Jack 58/U
CABLE GROUP	58



MODEL	DESCRIPTION
TNCAP	TNC Angle Plug 58/U
CABLE GROUP	58



 **PulseLARSEN**
Antennas

1-800-ANTENNA (268-3662)

When you need an antenna, what better way than to remember 1-800-ANTENNA (268-3662). Our knowledgeable Customer Support staff is available to assist you.

For our international customers:

PHONE +1.360.944.7551

EMAIL

Americas: antennas.us@pulseelectronics.com

Europe: antennas.eu@pulseelectronics.com

Asia: antennas.as@pulseelectronics.com

PULSE No-Nonsense™ Warranty

Every effort is made to assure the integrity and long life of each Pulse product. In the unfortunate event a problem does occur, you will find us ready to make it right!

Duration of warranty is one year from date of purchase.

Pulse will repair or replace without charge any Larsen antenna product which fails for any reason during the warranty period. Pulse is not responsible for any incidental or consequential damages due to failure of the antenna under this warranty or any implied warranty. This exclusion may not apply to all areas of the USA or Canada.

CONNECTORS


UHF CONNECTORS



MODEL	DESCRIPTION
MPLCRIMP	M/UHF Crimp Plug 58/U
CABLE GROUP	58




MODEL	DESCRIPTION
MPLCP	M/UHF Crimp Plug 174/U
CABLE GROUP	174




MODEL	DESCRIPTION
MPLCJ58	M/UHF Crimp Jack 58/U
CABLE GROUP	58



MODEL	DESCRIPTION
PL2598PHN	UHF Solder Plug PL 259/U
CABLE GROUP	8



MODEL	DESCRIPTION
PL259T	UHF Solder Plug PL259/U with UG175 adapter
CABLE GROUP	8/58



MODEL	DESCRIPTION
PL259	UHF Solder Plug PL259/U with UG175 adapter
CABLE GROUP	8/58



MODEL	DESCRIPTION
PLCP	UHF Crimp Plug 58/U
CABLE GROUP	58



MODEL	DESCRIPTION
58FCP	UHF FCP Plug 58/U
CABLE GROUP	58



MODEL	DESCRIPTION
PL2598	UHF Solder Plug PL259/U, Teflon & Silver Plate
CABLEGROUP	8/58



MODEL	DESCRIPTION
UG175	UHF Reducing adapter 58/U
CABLE GROUP	58



MODEL	DESCRIPTION
PL258	UHF adapter J/J



MODEL	DESCRIPTION
UHFBJJ	UHF bulkhead

FME CONNECTORS



MODEL	DESCRIPTION
FMECP58	FME Crimp Plug 58/U
CABLE GROUP	58



MODEL	DESCRIPTION
FMECRIMP	FME Crimp Jack 58/U
CABLE GROUP	58



MODEL	DESCRIPTION
FMECJ174	FME Crimp Jack 174/U
CABLE GROUP	174



MODEL	DESCRIPTION
FB	FME adapter to BNC plug



MODEL	DESCRIPTION
FT	FME adapter to TNC plug




MODEL	DESCRIPTION
FM	FME adapter to mini-UHF plug



MODEL	DESCRIPTION
FN	FME adapter to N plug



MODEL	DESCRIPTION
FP	FME adapter to UHF plug



MODEL	DESCRIPTION
FSM	FME adapter to SMA plug



MODEL	DESCRIPTION
FSF	FME adapter to SMA jack

Connect with us on twitter: [PulseLarsen1](https://twitter.com/PulseLarsen1)

PARTS & ACCESSORIES



MODEL	DESCRIPTION
6 x 32	Set Screws
8 x 32	Set Screws



MODEL	DESCRIPTION
A4	BSA/BA/SO-239 to NMO mount adapter




MODEL	DESCRIPTION
BA	Bulkhead mount adapter with hardware



MODEL	DESCRIPTION
GROMMETS	Qty 100 plastic grommet secures/centers coax, 3/4" hole



MODEL	DESCRIPTION
HP34	Plastic hole plug for 3/4" hole
HP38	Plastic hole plug for 3/8" hole



MODEL	DESCRIPTION
HS1	3/4" hole saw fits 3/8" or larger drills



MODEL	DESCRIPTION
BAHEXNUT	Hex nut for BA



MODEL	DESCRIPTION
BALL1B	Black teardrop rod tip for W490, W540 tapered rods
BALL2B	Black teardrop rod tip for Q and NMOQ antennas
BALL3B	Black teardrop rod tip for .100 diameter non-tapered rods
BALL4	Rod tip WBQ800 antennas



MODEL	DESCRIPTION
BANOHardware	Bulkhead mount adapter without hardware




MODEL	DESCRIPTION
HSBLADE	Replacement blades for HS1




MODEL	DESCRIPTION
KGREINSTALL	KG glass mount installation kit die cut tape



MODEL	DESCRIPTION
KGREINSTALLDC	KG glass mount installation kit die cut tape




MODEL	DESCRIPTION
BATTBOLT	Battery bolt with terminals, 3/8" ring leads




MODEL	DESCRIPTION
FB2BRACKET	Mounting bracket and hardware for FB2 series



MODEL	DESCRIPTION
FB3BRACKET	Mounting bracket and hardware for blade and round FB antennas



MODEL	DESCRIPTION
KGSWIVEL.073	KG swivel mount assembly, .073 dia
KGSWIVEL.100	KG swivel mount assembly, .100 dia



MODEL	DESCRIPTION
MM34	Rectangular mag mount housing, 3/4" hole



MODEL	DESCRIPTION
NMOBRASSRING	Nickel plated brass ring for NMO and NMOHF mounts

PARTS & ACCESSORIES




MODEL DESCRIPTION
NMOCAPB Rain cap for NMO mount




MODEL DESCRIPTION
HFCENTERCONTACT NMOHF Center Contacts and Insulators - 10 each




MODEL DESCRIPTION
NMOTEST1 Test adapter for NMO mount



MODEL DESCRIPTION
RGOMANT Rubber gasket for OM bases




MODEL DESCRIPTION
RGSS Rubber SuperSeal gasket for MakroBlend® coils / bases



MODEL DESCRIPTION
SPANNER Spanner wrench for PO and NMOK mounts




MODEL DESCRIPTION
OCBRACKET 3" Tall bracket for ceiling or wall mount, Cool Grey



MODEL DESCRIPTION
OLMMNT O ring for LM mount
ONMOANT O ring for NMO antennas/bases
ONMOMNT O ring for NMO mount
OPOMNT O ring for PO mount




MODEL DESCRIPTION
QCONE.073 Chrome Q cone / Q base, .073 dia.
QCONE.100 Chrome Q cone / Q base, .100 dia.
QCONE.125 Chrome Q cone / Q base, .125 dia.



MODEL DESCRIPTION
SPRING Chrome shock spring




MODEL DESCRIPTION
SPRINGB Black shock spring




MODEL DESCRIPTION
WACLIP Mounting clips for WA700/2700 Series 2 per package



MODEL DESCRIPTION
QCONE.073B Black Q cone / Q base, .073 dia.
QCONE.100B Black Q cone / Q base, .100 dia.
QCONE.125B Black Q cone / Q base, .125 dia




MODEL DESCRIPTION
RGFB1ANT Rubber gaskets for FB1 antenna



MODEL DESCRIPTION
RGNMOANT Rubber gasket for NMO coil/bases
RGPOMNT Rubber gasket for PO mounts



MODEL DESCRIPTION
WASUCTIONCUP Suction cup mounts for WA700/2700 Series - 2 per package



MODEL DESCRIPTION
YAGIKITHD Mounting hardware for 2 1/2" pipe for YA3, YA5 and YA6 antennas



MODEL DESCRIPTION
TMB34 Trunk Mount Bracket
TBM34B Trunk Mount Bracket (Black)

COAX TYPES | PART NUMBERS



RG-174 Small Diameter Coax

RG-174 is the industry standard for applications requiring a small diameter, highly flexible coax. Frequently used in mobile mag mount applications. Subject to higher losses at higher frequencies. Good performance for environmental variations but lower in overall ruggedness.

Recommended Applications

Mobile/Portable less than 900 MHz where flexibility and small diameter is important.

Larsen Part Number RG-174
Stocking Lengths 1000'/Spool
Cut to order



RG-213 - Stranded Bare Braid Mil Spec QPI

This RG-8-sized cable uses a stranded center conductor with a polyethylene dielectric and PVC jacket. Built to Mil Specs this cable is used in all Larsen UHF/VHF products targeted for outdoor installation.

Recommended Applications

For lower frequency applications requiring high ruggedness.

Larsen Part Number RG-213
Stocking Lengths 500' or 1000'/Spool
Cut to order



RG-58U - Low Loss Dual Shield with Solid Center Conductor (UD)

This is Larsen's premium coax for 800 and 900 MHz applications. The solid center conductor (20 AWG) is easy to use with all connectors. Digital applications benefit from the 100% Duofoil aluminum shield. The shield is not glued to the dielectric making it easier to peel back for connector installation. The braid is 95% coverage. This cable is standard for most mounting kits over 800 MHz and can be special ordered with other frequencies. Uses standard RG-58 connectors.

Recommended Applications

For all applications at 800 MHz and above.

Larsen Part Number UD Coax
Stocking Lengths 1000'/Spool
Cut to order



RG-58A/U CX Standard Coax

The industry standard in quality, value-priced coax. Stranded center conductor offers good flexibility and long-life under most conditions. Not typically recommended for applications above 512 MHz due to higher losses. Uses standard RG-58 connectors.

Recommended Applications

General applications under 512 MHz. First choice for value priced coax.

Larsen Part Number CX Coax
Stocking Lengths 1000'/Spool
Cut to order



RG-58A/U - "Digi-Shield"TM Low Loss Braided Center

Employs two shields, consisting of a full aluminum/mylar wrap covered by a braid. This combination of shields, plus low-loss dielectric material and stranded center conductor makes an excellent choice for mobile applications. Performance features include low-loss and high flexibility. Uses standard RG-58 connectors.

Recommended Applications

Higher performance applications where lower loss and flexibly are important. Recommended for applications above 800 MHz.

Larsen Part Number DS Coax
Stocking Lengths 1000'/Spool
Cut to order

COAX SPECIFICATION COMPARISON

TECHNICAL CHARACTERISTICS OF INSULATION AND JACKET COMPOUNDS

PVC

Sometimes referred to as vinyl or polyvinyl chloride. Extremely high or low temperature properties cannot be found in one formulation. Certain formulations may have -55° C to +105° C rating. Other common vinyls may have -20° C to +60° C. There are many formulations for the variety of different applications. The many varieties of PVC also differ in pliability and electrical properties. The price range can vary accordingly. Typical dielectric constant values can vary from 3.5 to 6.5.

POLYETHYLENE (SOLID AND FOAM)

A very good insulation in terms of electrical properties. Low dielectric constant, a stable dielectric constant over all frequencies, very high insulation resistance. In terms of flexibility, polyethylene can be rated stiff to very hard, depending on molecular weight and density — low-density being the most flexible, and high-density, high-molecular weight formulation being very hard. Moisture resistance is rated excellent. Correct Brown and Black formulations have excellent weather resistance. The dielectric constant is 2.3 for solid insulation and 1.64 for foam designs. Flame retardant formulations are available with dielectric constants ranging from about 1.7 for foam flame retardant to 2.58 solid flame retardant polyethylene.

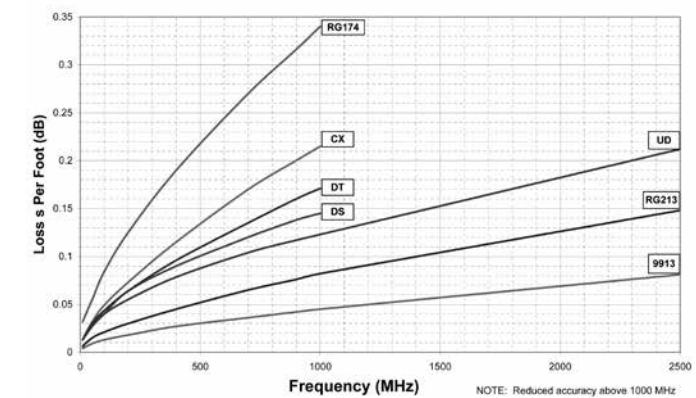
TEFLON

This material has excellent electrical properties, temperature range and chemical resistance. It is not suitable where subjected to nuclear radiation and does not have good high voltage characteristics. FEP Teflon is extrudable in a manner similar to PVC and polyethylene. This means long wire and cable lengths are available. TFE Teflon is extrudable in hydraulic ram-type process. Lengths are limited due to amount of material in the ram, thickness of the insulation and preform size. TFE must be extruded over a silver- or nickel-coated wire. The nickel- and silver-coated designs are rated 260° C and 200° C maximum, respectively. The cost of Teflon is approximately 8 to 10 times more per pound than PVC compounds.

COMPARATIVE PROPERTIES OF INSULATION AND JACKET

	PVC LOW-DENSITY	POLYETHYLENE
Oxidation Resistance	E	E
Heat Resistance	G-E	G
Oil Resistance	F	G-E
Low Temperature Flexibility	P-G	E
Weather, Sun Resistance	G-E	E
Ozone Resistance	E	E
Abrasion Resistance	F-G	G
Electrical Properties	F-G	E
Flame Resistance	E	P
Nuclear Radiation Resistance	F	G-E
Water Resistance	F-G	E
Acid Resistance	G-E	G-E
Alkali Resistance	G-E	G-E
Gasoline, Kerosene, Etc.		
(Aliphatic Hydrocarbons) Resistance	P	G-E
Benzol, Toluol, Etc.,		
(Aromatic Hydrocarbons) Resistance	P-F	P
Degreaser Solvents		
(Halogenated Hydrocarbons) Resistance	P-F	G
Alcohol Resistance	G-E	E
Underground Burial	P-G	G

Cable Attenuation



NOMINAL TEMPERATURE RANGE INSULATING AND JACKETING COMPOUNDS

Compound	Low	High	Low	High
Polyethylene - Solid	-60° C	80° C	--	--
Polyethylene - Foam	-60° C	80° C	--	--
FEP Teflon	-70° C	200° C	--	--
PVC	-20° C	80° C	-55° C	105° C
TFE Teflon	-70° C	260° C	--	--



Questions? Call us at: **+1.800.ANTENNA**



PulseLARSEN *Antennas*

Worldwide Headquarters
San Diego, CA, USA
15255 Innovation Drive #100
San Diego, CA 92128
+1-858-674-8100

PulseLarsen Antennas Headquarters
Vancouver, WA, USA
18110 SE 34th Street
Suite 250, Building 2
Vancouver, WA 98683
Tel: **+1-360-944-7551**
antennas.us@pulseelectronics.com

Europe - Finland
Automaatitietie 1, FI-90440 Oulunsalo.
Tel: **+358-20-7935-500**
antennas.eu@pulseelectronics.com

Europe - Germany
Campus Berliner Allee
Berliner Allee 65 D-64295
Darmstadt Germany
Tel: **+49.173.659.85.21**
antennas.eu@pulseelectronics.com

ISO Manufacturing Site
No 99. Huo Ju road, Suzhou new
District, Jiangsu Province, Suzhou,
China, PRC.
Tel: **+86-512-69206053**
antennas.as@pulseelectronics.com



CONTACT US TODAY!

Call us at **+1.800.ANTENNA**



Visit our website at: **pulselarsenantennas.com**



Connect with us on twitter: **PulseLarsen1**

