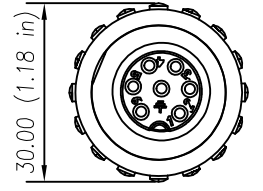
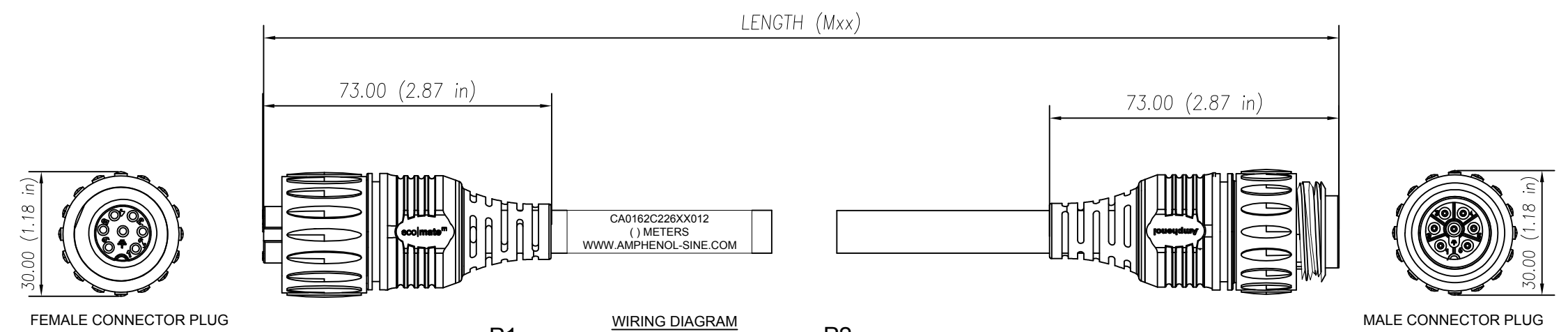



REVISIONS							
REV	ZONE	ECO	DESCRIPTION	DATE	BY	CHK	APPR
A1	-	-	TECHNICAL DATA SHEET RELEASE	14-JULY-2017	RO	-	-

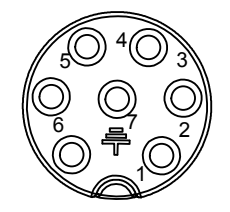
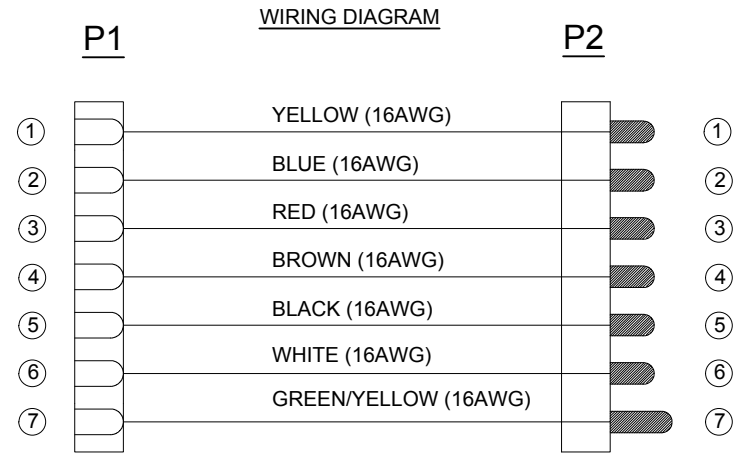
Part Number	Length (Meters)
CA0162C22601012	1 (3.28 FEET)
CA0162C22602012	2 (6.56 FEET)
CA0162C22603012	3 (9.84 FEET)
CA0162C22605012	5 (16.40 FEET)
CA0162C22607012	7 (22.96 FEET)
CA0162C22610012	10 (32.80 FEET)
CA0162C22613012	13 (42.65 FEET)
CA0162C22615012	15 (49.21 FEET)



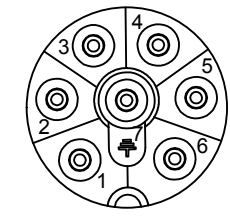
FEMALE CONNECTOR PLUG



MALE CONNECTOR PLUG



FACE VIEW



FACE VIEW

CAN BE USED WITH MATING MALE RECEPTACLE # CA0161G116005

CAN BE USED WITH MATING FEMALE RECEPTACLE # CA0161F116005

TECHNICAL DATA:

- MATERIALS:**
 - COUPLING NUT: NYLON PA 6.6
 - INSULATION INSERT: NYLON PA 6.6, UL 94V-0
 - CONTACT: SILVER PLATED
 - OVERMOLD MATERIAL: THERMOPLASTIC COLOR: BLACK
 - CABLE RATING: UL LISTED: TC-ER PER UL 1277, MTW PER UL 1063, WTTT PER UL 2277, SUMERSIBLE
 - PUMP ATTRIBUTES LISTED: UL OIL RES I/II, 75°C WET; 90°C DRY, SUNLIGHT RESISTANT, DIRECT BURIAL, NFPA 79 2015
 - CABLE JACKET MATERIAL: PVC COLOR: BLACK
 - CONDUCTOR INSULATION: PVC
 - NUMBER OF CONDUCTORS: (7) 16AWG
 - GASKET MATERIAL: NEOPREN
- ELECTRICAL DATA:**
 - CURRENT (MAX): 13A
 - VOLTAGE (MAX): 250V AC/DC
 - INSULATION RESISTANCE (MIN): 100M OHMS
 - RATED IMPULSE WITHSTAND VOLTAGE: 6000V
- MECHANICAL DATA:**
 - TEMPERATURE RANGE: -40°C TO +100°C
 - PROTECTION: IP68 (MATED CONDITION)
 - MATING CYCLES: >500
- RoHS COMPLIANT**

TOLERANCE	
0-2.99 M = +100.0/-25.0mm	0-9.99 FT = +4" / -1"
3-8.99 M = +150.0/-25.0mm	10.00-29.99 FT = +6" / -1"
9-14.99 M = +300.0/-25.0mm	30.00-49.99 FT = +12" / -1"
15-OVER M = +450.0/-25.0mm	50 FT-OVER = +18" / -1"

Risk of Electrical Shock
Do Not Disconnect Under Load.
Risque de chocs electriques
Ne pas debrancher sous tension.

WARNING

QUANTITY	PART NUMBER	DESCRIPTION	ITEM
MATERIALS LIST			
<p>UNLESS OTHERWISE SPECIFIED: 1) All dimensions are in metric(mm). 2) Tolerances are as follows: 1 PL DEC ±0.30 2 PL DEC ±0.15 3 PL DEC ±0.08 Angles ±1°</p>			
SIGNATURES		DATE	
DRAWN: RO		6-JUNE-17	
CHECKED: AA		6-JUNE-17	
ENGINEER: MF			
APPROVAL: WS		6-JUNE-17	
MATERIAL SPECIFICATIONS:			
CUSTOMER:			
THIS DRAWING IS SUPPLIED FOR INFORMATION ONLY. DESIGN FEATURES, SPECIFICATIONS AND PERFORMANCE DATA SHOWN HEREON ARE THE PROPERTY OF THE AMPHENOL CORPORATION. NO RIGHTS OF REPRODUCTION ARE IMPLIED. ALL DIMENSIONS ARE SUBJECT TO NORMAL MANUFACTURING VARIATIONS.			
SCALE: HALF	SIZE: C-	DWG NO: CA0162C226XX012	REVISION: A1
NEXT ASSY:		CA0162C226XX012 SHEET 1 OF 1	

Amphenol

Sine Systems - www.sineco.com
44724 Morley Drive
Clinton Township, MI 48036

ECOMATE 7 POS CIRCULAR MOLDED, STD.
STRAIN RELIEF, M-F, 16AWG.