

IB ST 24 AO 4/SF4


Order No.: 2750578

The illustration shows version IB ST 24 AO 4/SF

<http://eshop.phoenixcontact.de/phoenix/treeViewClick.do?UID=2750578>

INTERBUS-ST analog output module, D/A resolution 13-bit, 4 outputs, 4 to 20 mA, 0 to 10 V, consisting of: Terminal part with screw connection and module electronics

Commercial data

GTIN (EAN)	
sales group	K402
Pack	1 pcs.
Customs tariff	85389091
Catalog page information	Page 341 (AX-2009)

<http://www.download.phoenixcontact.com>
Please note that the data given here has been taken from the online catalog. For comprehensive information and data, please refer to the user documentation. The General Terms and Conditions of Use apply to Internet downloads.

Product description

INTERBUS ST analog output modules

These INTERBUS analog output modules can be used to connect all actuators which work with the standardized voltage or current ranges 0-10 V or 0 (4) - 20 mA or -10 V to +10 V.

- Both signals are made available simultaneously for all channels, so that "current" and "voltage" actuators can be mixed.
- All commercially available actuators can be connected without additional interconnecting terminals.
- Diagnostic LEDs provide information on the operating status at any time.
- All modules can be individually labeled on the large pull-out labeling field. The insert cards can be prepared by hand, or by plotter or printer.

- In the event of failure or malfunction, the electronics of the module can be easily replaced. The passive termination block remains mounted on the rail. This means that the replacement process can be carried out in a just a few seconds and without the need for tools.

- The fuses are accessible from outside, so that a fault can be cleared quickly.

- The connection to protective earth ground is made directly via the DIN rail.

- The conventional labeling materials (Zack strip ZB-6, etc.) can be used to label the termination blocks.

Technical data

Interfaces

Interface	ST local bus
Type of connection	ST local bus connector

Power supply

Communications power U_L	9 V DC (from the ST local bus)
Typical current consumption	100 mA (from the ST local bus)
Max. current consumption	130 mA (from the ST local bus)
I/O voltage	24 V DC (Us)
Peripherals voltage range	18.5 V DC ... 30.2 V DC (Us)
Residual ripple	± 1.2 V

Electrical isolation

Test section	Bus/Outputs 500 V AC 50 Hz 1 min
	Supply voltage/Outputs 500 V AC 50 Hz 1 min
	Supply voltage/Ground conductor 500 V AC 50 Hz 1 min
	I/O voltage/Ground conductor 500 V AC 50 Hz 1 min

Outputs

No. of channels	4
Connection method	2-wire
Type of connection	Screw connection
Current output signal	4 mA ... 20 mA
Load/output load current output	$< 500 \Omega$
Quantization current output	3.93 μ A
Basic error limit	0.1 %
Voltage output signal	0 V ... 10 V (max. 5 mA)
Load/output load voltage output	$> 2 \text{ k}\Omega$
Voltage output quantization	2.44 mV

Basic error limit	0.05 %
Representation of output values	16 bit complement on two
	16 bit complement on two
Transmission of output values from the control system	All channels simultaneously
	All channels simultaneously
DAC resolution	12 Bit
	12 Bit
Process data update	1 ms (incl. slew rate)
	1 ms (incl. slew rate)

General data

Weight	600 g
Width	118 mm
Height	117 mm
Length	116 mm

Certificates / Approvals



Certification

CUL, GOST, UL

Accessories

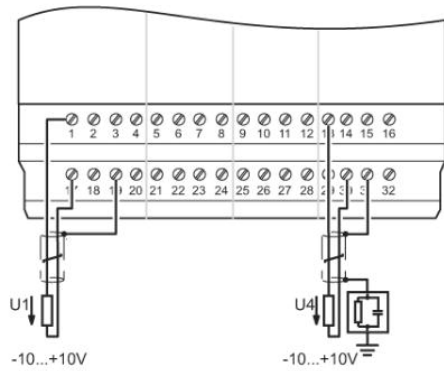
Item	Designation	Description
Bridges		
2836269	EB 84 IB ST BU	Insertion bridges, divisible, isolated comb spine, color blue, 84-pos.
2836272	EB 84 IB ST RD	Insertion bridges, divisible, isolated comb spine, color red, 84-pos.
Cable/conductor		
2836492	IB ST LBC	Spare local bus cable, for INTERBUS-ST modules
Fuse		
2753478	IBS TR5 0,4AT	Replacement fuse, for INTERBUS-ST modules

Replacement module electronics

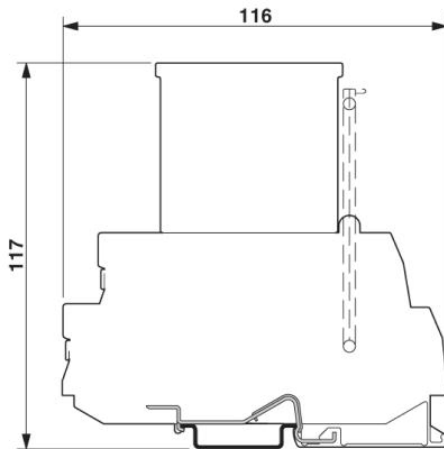
2750057	IB STME 24 AO 4/SF4	Replacement module electronics for IB ST (ZF) 24 AO 4/SF4
---------	---------------------	---

Diagrams/Drawings

Connection diagram



Dimensioned drawing



Address

PHOENIX CONTACT Deutschland GmbH
Flachmarktstr. 8
32825 Blomberg, Germany
Phone +49 5235 3 12000
Fax +49 5235 3 41200
<http://www.phoenixcontact.de>



© 2011 Phoenix Contact
Technical modifications reserved;