

## SUMMARY



Image is for illustrative purpose only

### # Wires

Low	3
High	0
Coax	0
Triax	0
Quad	0
Fiber	0
Fluidic	0

### Download

[Request a quote](#)

[Catalog](#)

Series	2B
Termination type	Female solder
IP rating	50
Cable Ø	0.00 - 0.00 mm
Matching parts	FGC.2B.303.CLAD62Z
Status	
Alternative part	

## TECHNICAL DETAILS

### Mechanics

Shell Style/Model	EG*: Fixed receptacle, nut fixing
Keying	2 keys (alpha=60, plug: male contacts, receptacle: female contacts)
Housing Material	Brass (chrome plated) shell and collet nut, nickel plated brass latch sleeve and mid pieces
Cable Fixing	∅ 0 - 0 mm
Variant	

### Performance

Configuration	2B.303 : 3 Low Voltage
Insulator	L: PEEK (UL 94 / V-0/3.2, depends on material thickness)
Rated Current	17 Amps

### Specifications

Contact Type:	Solder
Max. Matings:	5000
Contact Dia.:	1.6 mm (0.063in)
Bucket Dia.:	1.4 mm (0.055in)
Max. Solid Conductor:	1 mm <sup>2</sup> (AWG 16)
Max. Stranded Conductor:	1 mm <sup>2</sup> (AWG 18)

R (max): 3.5 mOhm  
 Vtest (contact-shell): 1850 V (AC), 2600 V (DC)  
 Vtest (contact-contact): 2400 V (AC), 3390 V (DC)

## Others

Temp (min / max): -55°C / +250°C  
 Humidity (max): <=95% [at 60 deg C / 140 F]  
 Vibration: 15 g [10 Hz - 2000 Hz]  
 Shock Resistance: 100 g [ 6 ms]  
 Salt Spray Corrosion: >1000 hr  
 Climatological Category: 50/175/21  
 Shielding (min): 75 dB (10 MHz)  
 Shielding (min): 40 dB (1 GHz)  
 IP Rating: 50

## DRAWINGS

### Draws



### Dimensions





























	A	B	E	L	M	N	S1	S3	e
mm.	18	19.5	8.5	26.7	1.8	24.6	13.5	17	M15x1.0
in.	0,71	0,77	0,33	1,05	0,07	0,97	0,53	0,67	

## RECOMMENDED BY LEMO

### Tools

None

## Cables

CMN.03.B12.113PLZ			
CMN.03.T18.055PGCE	PVC	GREY	
CMN.03.T18.055PGZE		Grey	
CMN.03.T18.055PNCE	PVC	Black	
CMN.03.T18.055PNZE			
CMN.03.T18.055QGZE	TPR (medical)	Grey	
CMN.03.T20.049PGCE	PVC	GREY	
CMN.03.T20.049PGZE		Grey	
CMN.03.T20.049PNCE	PVC	Black	
CMN.03.T20.049PNZE			
CMN.03.T22.049PGCE	PVC	GREY	
CMN.03.T22.049PGZE		Grey	
CMN.03.T22.049PNCE	PVC	Black	
CMN.03.T22.049PNZE			
CMN.03.T28.031PGCE	PVC	GREY	
CMN.03.T28.031PGZE		Grey	
CMN.03.T28.031PNCE	PVC	Black	
CMN.03.T28.031PNZE			
003 041	PVC	Grey	
003 050	PVC	Black	
003 081	PVC	Black	
003 220	PVC	Black	
003 280	PVC	Black	
030 110	PVC	Grey	
030 141	PVC	Grey	
030 200	PVC	Black	
030 260	PVC	Black	
060 080	PVC	Grey	
130 240	PVC	Black	
130 250	PVC	Grey	
230 500	PVC	Grey	
230 750	PVC	Grey	