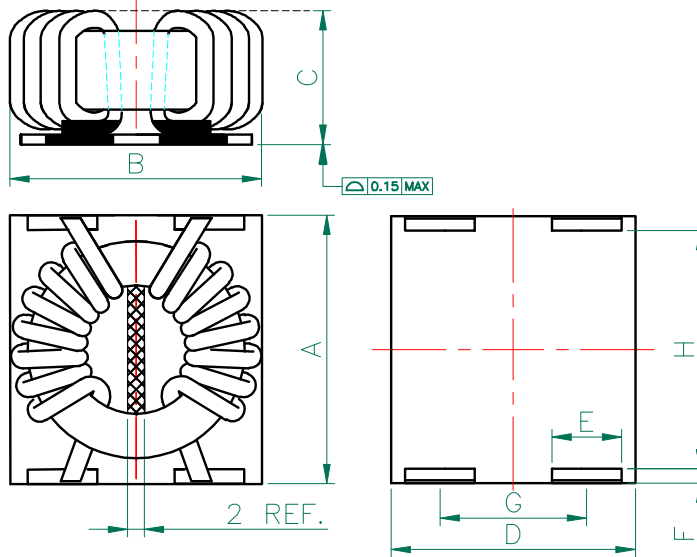


CMX1211Z601B-10

PHYSICAL DIMENSIONS:

A	31.50	MAX
B	28.00	MAX.
C	19.00	MAX
D	25.00	REF
E	6.00	± 0.25
F	3.35	± 0.25
G	15.24	± 0.30
H	24.20	± 0.30



ELECTRICAL SPECIFICATION

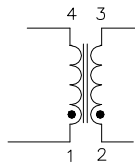
ELECTRICAL CHARACTERISTICS		NOM	MIN	MAX
INDUCTANCE @ 100kHz/100mV 1-4/2-3	uH	620	372	837
DCR 1-4/2-3	mΩ	----	----	3.5
RATING CURRENT	A	----	----	20
RATING VOLTAGE	Vrms	----	----	250

HIPOT COIL-COIL: 1500VAC

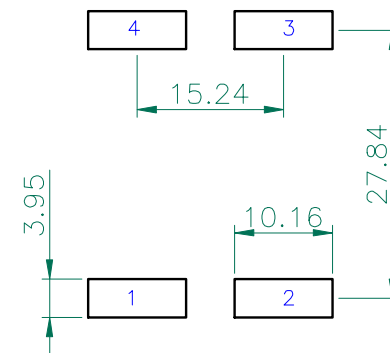
NOTES: UNLESS OTHERWISE SPECIFIED

- COMPONENTS SHOULD BE ADEQUATELY PREHEATED BEFORE SOLDERING.
- TIN: LEAD-FREE SOLDER BAR.
- BASE MATERIAL: PHENOLIC RESIN.
- THIS PART HAS NO PIN POLARITY.
- OPERATION TEMPERATURE RANGE: -40°C TO +125°C (INCLUDING SELF-HEATING).

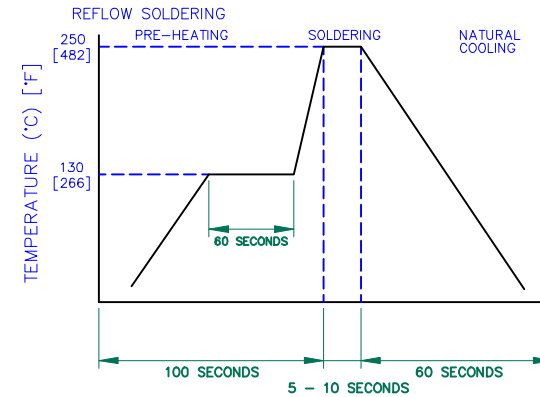
EQUIVALENT CIRCUIT



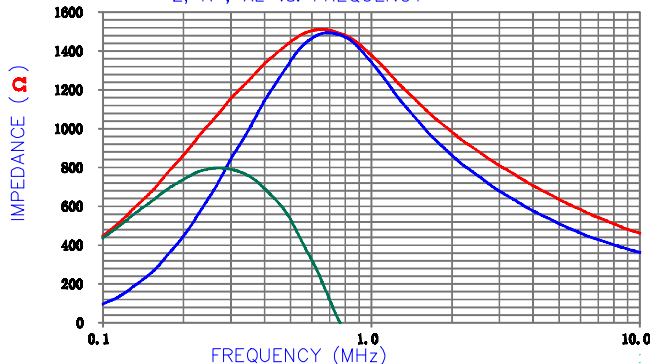
LAND PATTERNS FOR REFLOW SOLDERING



RECOMMENDED SOLDERING CONDITIONS



Z, R, XL vs. FREQUENCY



RoHS

UNCONTROLLED DOCUMENT

DIMENSIONS ARE IN mm .				This print is the property of Laird Tech. and is loaned in confidence subject to return upon request and with the understanding that no copies shall be made without the written consent of Laird Tech. All rights to design or invention are reserved.		Laird	
PROJECT/PART NUMBER:	REV	PART TYPE:	DATE:	SCALE:	DRAWN BY:		
C	C	CMX	03/11/13	NTS	QIU		
B			01/03/13		QIU		
A			11/14/12		QIU		
REV	DESCRIPTION	DATE	INT	CAD #	TOOL #	SHEET: 1 of 1	
				CMX1211Z601B-10-C	-		