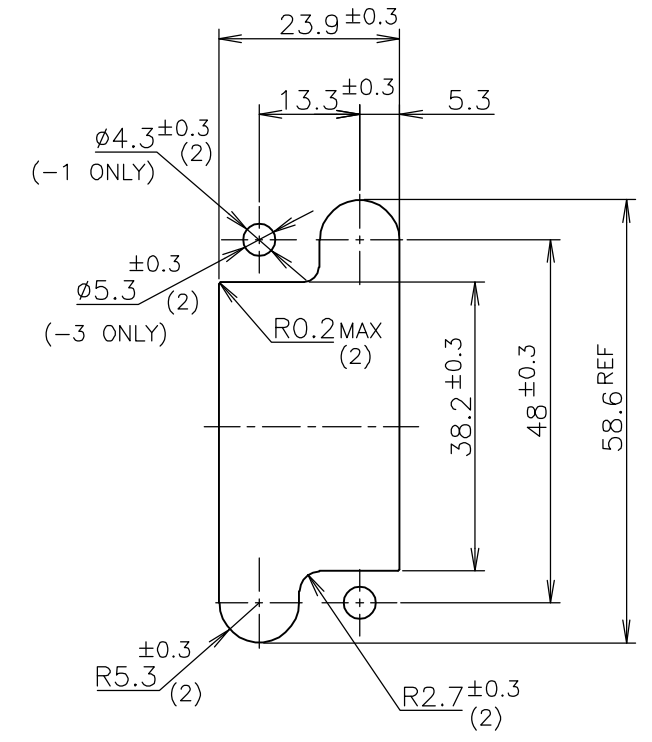
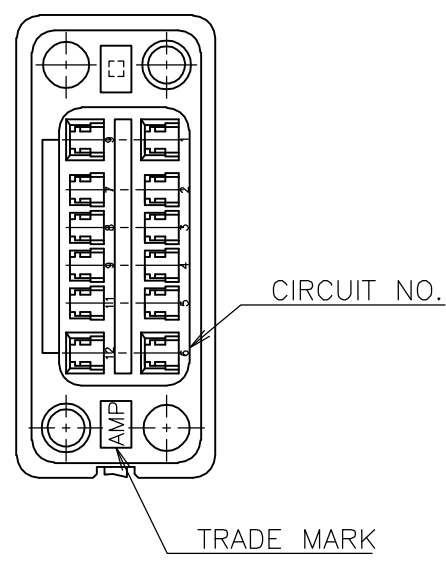
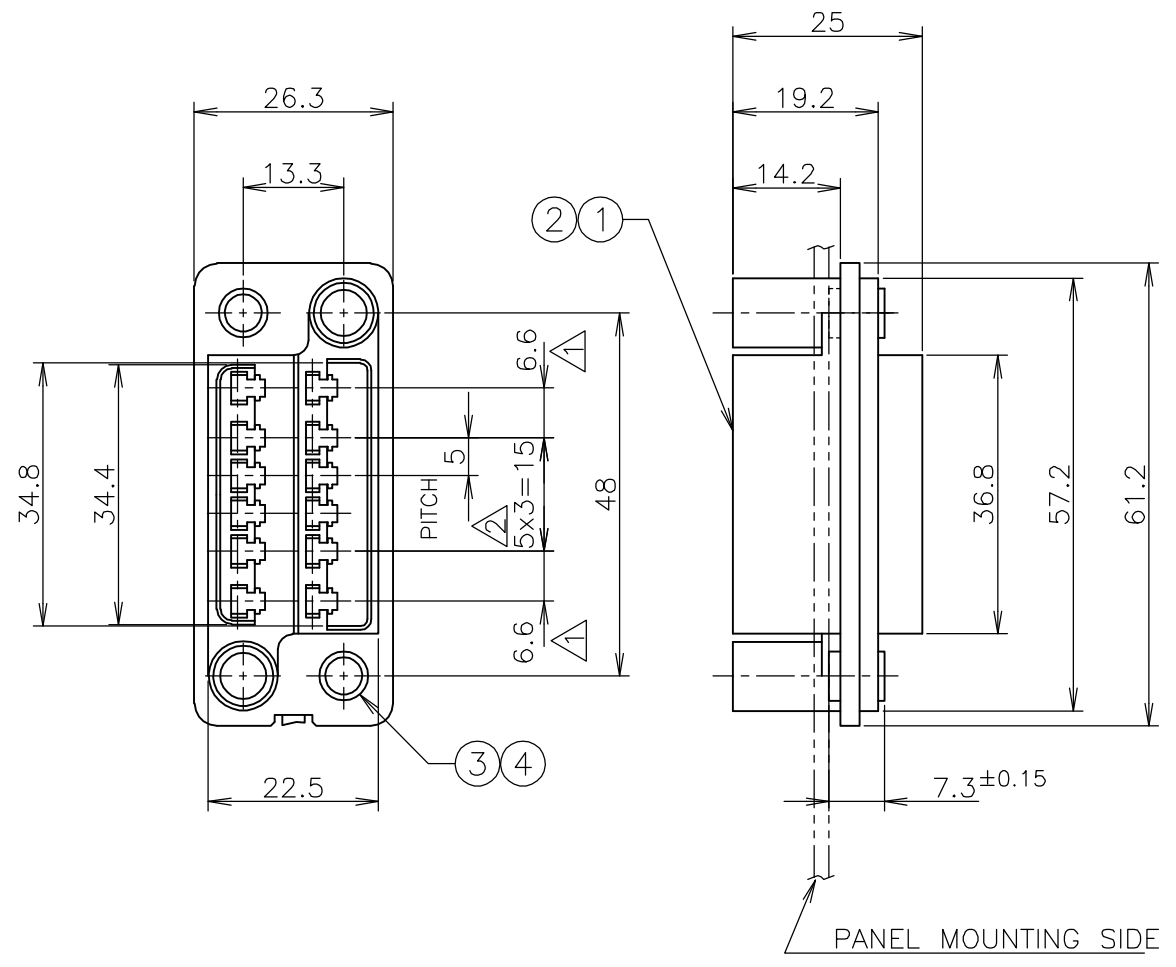


THIS DRAWING IS UNPUBLISHED. RELEASED FOR PUBLICATION JAN , 1979.
 © COPYRIGHT 1979 BY TYCO ELECTRONICS CORPORATION. ALL RIGHTS RESERVED.

LOC	DIST	REVISIONS					
P	LTR	DESCRIPTION	DATE	DWN	APVD		
J	/	A	RELEASED	ECR-05-009552	15AUG05	C.Z	S.Y



THK 1.6±0.2
 RECOMMENDED PANEL CUTOUT DIM.

- ① FOR POWER CIRCUITS (4 POS)
- ② FOR SIGNAL CIRCUITS (8 POS)
- 3 ACCOMMODATED CONTACTS ARE STRIP P/N 170311, 170312, 170484 L.P P/N 170313, 170314, 170485
- 4 MALE HSG P/N IS 172061
- △ MATERIAL:
 HOUSING: PBT 94V-0
 BUSH: JIS H3250, C3602 BD-F
 FINISH: NICKEL PLATED PER AMP SPEC 112-25.

QTY REQD PER ASSY		PART NO	NAME	REMARKS	ITEM NO
2	++	1-172065-3			④
++	2	1-172065-1	FLOATING BUSH ASSY		③
1	++	172062-3			②
++	1	172062-1	DRAWER CONN FEMALE HSG	12 POS	①

THIS DRAWING IS A CONTROLLED DOCUMENT.		DWN C.ZHU 15AUG05	Tyco Electronics AMP K.K. Kawasaki, Japan	
DIMENSIONS: mm		CHK I.WANG 15AUG05		
TOLERANCES UNLESS OTHERWISE SPECIFIED:		APVD S.YAO 15AUG05	NAME	
0 PLC ± 0.4 1 PLC ± 0.4 2 PLC ± 0.4 3 PLC ± 0.4 4 PLC ± 0.4 ANGLES ± -		PRODUCT SPEC		12POS FEMALE HSG ASSY DRAWER CONNECTOR
MATERIAL		APPLICATION SPEC		
FINISH		WEIGHT		RESTRICTED TO
		SIZE A3 CAGE CODE 00779 DRAWING NO C-5172069		
CUSTOMER DRAWING		SCALE 1:1 SHEET 1 OF 1		REV A