

Safety relays - PSR-MS50-1NO-1DO-24DC-SC - 2904956

Please be informed that the data shown in this PDF Document is generated from our Online Catalog. Please find the complete data in the user's documentation. Our General Terms of Use for Downloads are valid (<http://phoenixcontact.com/download>)



Safety relay for monitoring non-equivalent signal generators up to SILCL 3, Cat. 4, PL e, 2-channel, non-equivalent operation, automatic start, 1 enabling current path, $U_S = 24 \text{ V DC}$, fixed screw terminal block

Why buy this product

- Up to Cat.4/PL e according to ISO 13849-1, SILCL 3 according to IEC 62061
- Low housing width of just 6.8 mm
- Two-channel non-equivalent control
- 1 enabling current path, 1 digital signal output
- Automatic activation



Key Commercial Data

Packing unit	1 STK
Weight per Piece (excluding packing)	80.000 g
Custom tariff number	85371099
Country of origin	Germany

Technical data

Note

Utilization restriction	EMC: class A product, see manufacturer's declaration in the download area
-------------------------	---

Dimensions

Width	6.8 mm
Height	93.1 mm
Depth	102.5 mm

Ambient conditions

Safety relays - PSR-MS50-1NO-1DO-24DC-SC - 2904956

Technical data

Ambient conditions

Ambient temperature (operation)	-40 °C ... 60 °C (observe derating)
Ambient temperature (storage/transport)	-40 °C ... 85 °C
Max. permissible relative humidity (operation)	75 % (on average, 85% infrequently, non-condensing)
Max. permissible humidity (storage/transport)	75 % (on average, 85% infrequently, non-condensing)
Shock	15g
Vibration (operation)	10 Hz ... 150 Hz, 2g
Maximum altitude	≤ 2000 m (Above sea level)

Input data

Rated control circuit supply voltage U_s	24 V DC -15 % / +10 %
Power consumption at U_s	typ. 1 W
Rated control supply current I_s	typ. 42 mA
Inrush current	4.5 A ($\Delta t = 120 \mu s$ at U_s)
Current consumption	< 5 mA (with U_s/I_x to S12)
	< 5 mA (with U_s/I_x to S13)
	< 10 mA (with U_s/I_x at the start circuit)
Voltage at input/start and feedback circuit	24 V DC -15 % / +10 %
Typical response time	< 175 ms
Typ. starting time with U_s	< 250 ms (when controlled via A1)
Typical release time	< 20 ms (when controlled via A1 or S12 and S13.)
Recovery time	< 500 ms
Status display	2 x green LEDs
Maximum switching frequency	0.5 Hz
Max. permissible overall conductor resistance	150 Ω
Filter time	1 ms (at A1 in the event of voltage dips at U_s)
	max. 1.5 ms (at S12, S13; test pulse width)
	min. 7.5 ms (at S12, S13; test pulse rate)
	Test pulse rate = 5 x Test pulse width

Output data

Contact type	1 enabling current path
Contact material	AgSnO ₂
Minimum switching voltage	12 V AC/DC
Maximum switching voltage	250 V AC/DC (Observe the load curve)
Limiting continuous current	6 A (observe derating)
Inrush current, minimum	3 mA
Maximum inrush current	6 A
Sq. Total current	36 A ² (observe derating)

Safety relays - PSR-MS50-1NO-1DO-24DC-SC - 2904956

Technical data

Output data

Switching capacity	min. 60 mW
Output fuse	6 A gL/gG (N/O contact)
	4 A gL/gG (for low-demand applications)

Alarm outputs

Number of outputs	1 (digital, PNP)
Voltage	22 V DC ($U_s - 2 V$)
Current	max. 100 mA
Maximum inrush current	500 mA ($\Delta t = 1 \text{ ms}$ at U_s)
Short-circuit protection	no

General

Relay type	Electromechanical relay with forcibly guided contacts in accordance with IEC/EN 61810-3 (EN 50205)
Mechanical service life	10×10^6 cycles
Nominal operating mode	100% operating factor
Net weight	69 g
Mounting type	DIN rail mounting
Assembly instructions	See derating curve
Mounting position	vertical or horizontal
Degree of protection	IP20
Min. degree of protection of inst. location	IP54
Control	Two-channel
Housing material	PBT
Housing color	yellow

Connection data

Connection method	Screw connection
pluggable	no
Conductor cross section solid min.	0.2 mm ²
Conductor cross section solid max.	2.5 mm ²
Conductor cross section flexible min.	0.2 mm ²
Conductor cross section flexible max.	2.5 mm ²
Conductor cross section AWG min.	26
Conductor cross section AWG max.	12
Stripping length	12 mm
Screw thread	M3

Safety-related characteristic data

Stop category	0
---------------	---

Safety relays - PSR-MS50-1NO-1DO-24DC-SC - 2904956

Technical data

Safety-related characteristic data

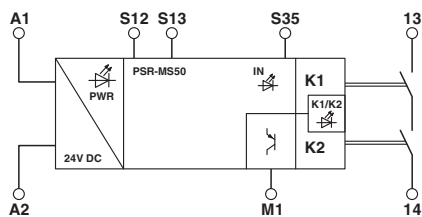
Designation	IEC 61508 - High demand
Safety Integrity Level (SIL)	3
Designation	IEC 61508 - Low demand
Safety Integrity Level (SIL)	3
Designation	EN ISO 13849
Performance level (PL)	e (4 A DC13; 5 A AC15; 8760 switching cycles/year)
Category	4
Designation	EN 62061
Safety Integrity Level Claim Limit (SIL CL)	3

Standards and Regulations

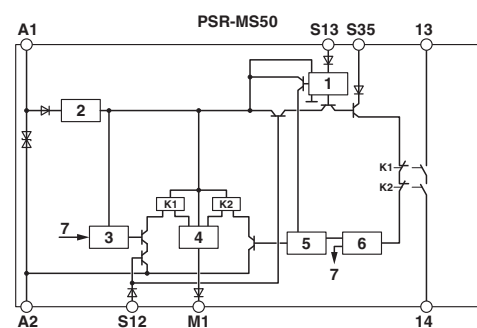
Shock	15g
Designation	Air clearances and creepage distances between the power circuits
Standards/regulations	DIN EN 50178
Rated insulation voltage	250 V AC
Rated surge voltage/insulation	Safe isolation, reinforced insulation 6 kV between input circuit and enabling current path Basic insulation 4 kV between all current paths and housing
Degree of pollution	2
Overvoltage category	III
Vibration (operation)	10 Hz ... 150 Hz, 2g
Conformance	CE-compliant

Drawings

Block diagram



Block diagram

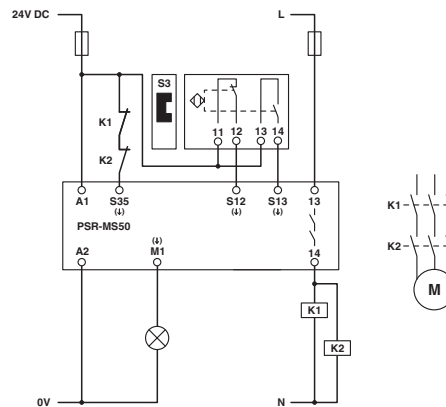


- Key:
- 1 = Input circuit
 - 2 = Voltage limitation
 - 3 = Control circuit channel 1
 - 4 = Control circuit signal output

Safety relays - PSR-MS50-1NO-1DO-24DC-SC - 2904956

- 5 = Control circuit channel 2
- 6 = Start channel 1 and 2
- 7 = Channel 1
- K1, K2 = Force-guided elementary relays

Circuit diagram



Classifications

eCl@ss

eCl@ss 5.1	27371901
eCl@ss 6.0	27371819
eCl@ss 8.0	27371819
eCl@ss 9.0	27371819

ETIM

ETIM 5.0	EC001449
----------	----------

Approvals

Approvals

Approvals

UL Listed / cUL Listed / Functional Safety / EAC / cULus Listed

Ex Approvals

Approval details

Safety relays - PSR-MS50-1NO-1DO-24DC-SC - 2904956

Approvals

UL Listed  <http://database.ul.com/cgi-bin/XYV/template/LISEXT/1FRAME/index.htm> FILE E 140324

cUL Listed  <http://database.ul.com/cgi-bin/XYV/template/LISEXT/1FRAME/index.htm> FILE E 140324

Functional Safety 44-205-13755202

EAC 7500651.22.01.00244

cULus Listed 