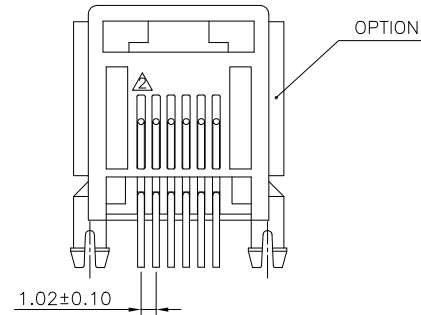
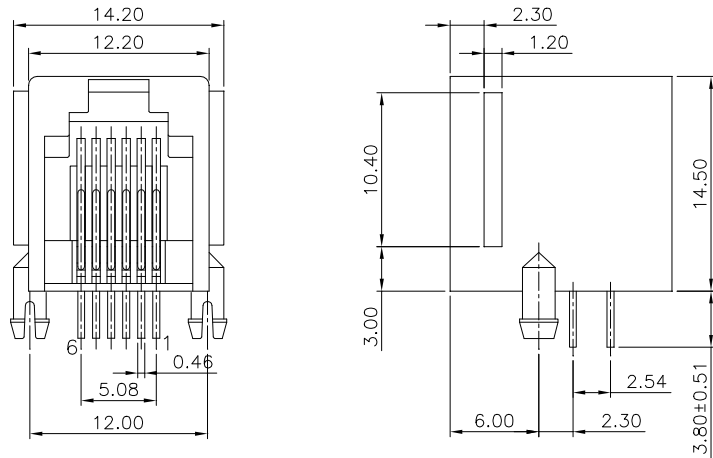


REVISION RECORD				
REV	ECO	DESCRIPTION	DRFT	CHKD
△		Drawing modify	WLO 12/28/98	
△		Drawing modify	xlf 3/10/04	
△		ADD PART NO	LUXIN 11/26/04	
△		ADD PART NO	LUXIN 01/26/05	



**NOTES:**

**ELECTRICAL:**

- 1. VOLTAGE RATING : 125 VAC RMS.
- 2. CURRENT RATING : 1.5 AMP.
- 3. CONTACT RESISTANCE : 30 MILLIOHMS MAX.
- △ 4. INSULATION RESISTANCE: 1000 MEGOHMS MIN @ 500 VDC.
- 5. DIELECTRIC STRENGTH : 1000 VAC RMS 60Hz, 1MIN.

**MECHANICAL:**

- △ 1. HOUSING MATERIAL : PBT OR FR52.
- 2. CONTACT MATERIAL : PHOSPHOR BRONZE  $\phi$ 0.46mm.
- 3. PLATING : GOLD PLATING OVER NICKEL.
- △ 4. OPERATING LIFE : 750 CYCLES MIN.
- 5. PCB RETENTION PRE-SOLDER : 1 LB MIN.
- 6. PCB RETENTION POST-SOLDER: 10 LBS MIN.

**ENVIRONMENTAL:**

- 1. STORAGE : -40°C TO +85°C.
  - 2. OPERATION: 0°C TO 70°C.
- MATES WITH MODULAR PLUG CONFORMING TO FCC PART 68, SUBPART F.

CUL FILE NO. E163191

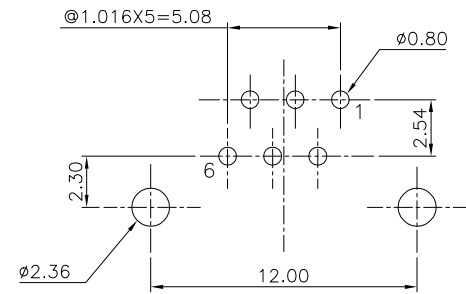
△ PART NUMBER: E556X-00LXXX

- 2-2C | 1- 3u" | 2- 6u"
- 4-4C | 3-15u" | 4-30u"
- 6-6C | 5-50u" | 6-Pd 20u"
- 0-Black | 1-W/Panel Stop
- 1-Gray | 2-W/O Panel Stop

- △ F-CREAM
- M-PBT IVORY
- Q-LIGHT BLUE
- U-W/O LOGO FR52 BK △

△ PART NUMBER: E556X-00LH1X

- 2-2C | 1- 3u" | 2- 6u"
- 4-4C | 3-15u" | 4-30u"
- 6-6C | 5-50u" | 6-Pd 20u"
- PBT GREEN W/Panel Stop



PC Board Layout Component Side Shown

△ LEAD FREE PART NUMBER: E5566-00LU1X-L  
 1- 3u" 2- 6u"  
 3-15u" 4-30u"  
 5-50u" 6-Pd 20u"

DETACHED LISTS	MM (INCH)		DFTO Christ	DATE 5/23/01
	TOLERANCES EXCEPT AS NOTED		CHKD SAMMY	DATE 2005/2/2
	MM		MFO	DATE
	.00 ±0.20 ±		APPVLLUSHENG	DATE 2005/2/3
	.00 ±0.15 ±		MATERIAL :	
	.000 ±0.075 ±		QT'Y :	
ANGLES ±		FINISH :		
THIRD ANGLE PROJECTION		SCALE : 3 : 1		

FULL RISE ELECTRONIC CO., LTD

TITLE  
SIDE ENTRY L/P PCB JACK

DRAWING NO. GE553007

/PART NO. SEE NOTE

SIZE REV  
A3 4

DO NOT SCALE DRAWING

SHEET X OF Y